

# ORAL ROBERTS Golden Eagles

## Quick Facts

Location	Tulsa, Okla.
Enrollment	3,852
Nickname	Golden Eagles
Colors	Navy Blue and Vegas Gold
Website	www.ORUAthletics.com

President	Dr. William Wilson
Athletics Director	Mike Carter
Media Relations Contact	Blake Freeland
Freeland's Email	bfreeland@oru.edu
Twitter Info	@ORUMBB / #ORUMBB / @bfreeland



## 2016-17 Schedule/Results

Date	Opponent	Time
<b>Nov. 2</b>	<b>Southeastern Okla. St. (Exh.)</b>	<b>W, 82-75</b>
Nov. 11	at Baylor	L, 61-76
<b>Nov. 14</b>	<b>Rogers State</b>	<b>W, 87-76</b>
Nov. 18	vs. Ole Miss ~	L, 88-95 (OT)
Nov. 19	vs. Loyola ~	L, 53-78
Nov. 21	vs. Montana ~	L, 47-68
<b>Nov. 28</b>	<b>Tulsa (PSO Mayor's Cup)</b>	<b>L, 65-79</b>
Dec. 1	at Oakland	L, 64-92
Dec. 3	at Michigan State	L, 76-80
Dec. 7	at Oklahoma	L, 66-92
<b>Dec. 10</b>	<b>John Brown</b>	<b>W, 95-63</b>
Dec. 14	at Missouri State	L, 76-86
Dec. 17	at 10/10 Creighton	L, 65-66
<b>Dec. 19</b>	<b>Little Rock</b>	<b>W, 63-48</b>
<b>Dec. 23</b>	<b>Richmond</b>	<b>W, 87-72</b>
Dec. 28	at Denver *	L, 73-77
Dec. 31	at Fort Wayne *	L, 91-102
Jan. 7	at Western Illinois *	L, 71-86
<b>Jan. 12</b>	<b>South Dakota State *</b>	<b>W, 94-88</b>
<b>Jan. 14</b>	<b>IUPUI * %</b>	<b>3 p.m.</b>
<b>Jan. 18</b>	<b>South Dakota *</b>	<b>7 p.m.</b>
<b>Jan. 21</b>	<b>Omaha *</b>	<b>3 p.m.</b>
Jan. 25	at North Dakota State *	7 p.m.
<b>Jan. 28</b>	<b>Fort Wayne *</b>	<b>3 p.m.</b>
<b>Jan. 31</b>	<b>Denver *</b>	<b>7 p.m.</b>
Feb. 4	at South Dakota State *	7 p.m.
<b>Feb. 8</b>	<b>Western Illinois *</b>	<b>7 p.m.</b>
Feb. 11	at IUPUI *	6 p.m.
Feb. 16	at Omaha *	7 p.m.
Feb. 18	at South Dakota *	3:15 p.m.
<b>Feb. 22</b>	<b>North Dakota State *</b>	<b>7 p.m.</b>
Mar. 4-7	Summit League Tournament	TBA
~ - Paradise Jam * - Summit League Game % - Hall of Fame Night		
Rankings in parentheses Home Games in <b>Bold</b>		
Times listed are <b>Central</b> and subject to change		



## Oral Roberts Golden Eagles

Record	5-13 (1-3 Summit League)	Head Coach	Scott Sutton (Okla. St., 1995)
Streak	1 W	Record at ORU	325-238 (17th Season)
Ranking (AP/Coaches)	-- / --	Career Record	325-238 (17th Season)
Ranking (Mid-Major)	--	Department Twitter	@ORUathletics
NCAA RPI	214	MBB Twitter	@ORUMBB / #ORUMBB

January 14, 2017 | 3 p.m. | Tulsa, Okla. | Mabee Center (10,575) | ESPN3



## IUPUI Jaguars

Record	7-11 (1-3 Summit League)	Head Coach	Jason Gardner
Streak	3 L	Record at IUPUI	30-51 (3rd Season)
Ranking (AP/Coaches)	-- / --	Career Record	30-51 (3rd Season)
Ranking (Mid-Major)	--	Department Twitter	@IUPUIJaguars
NCAA RPI	236	MBB Twitter	@IUPUIMensBball

## Quick Hits

- ORU leads the all-time series with IUPUI 27-12 and the Golden Eagles have won 10 in a row in the series. ORU is 13-3 all-time in the Mabee Center against the Jaguars. Seven of the 39 contests have gone to overtime, including a 2OT and a 3OT game, both during the 2003-04 season.
- ORU has faced one of the toughest schedules in the nation to start 2016-17. Eight of its nonconference opponents played in the 2016 postseason, including five NCAA Tournament teams. ORU's nonconference strength of schedule is currently 5th according to the NCAA RPI and the overall SOS is currently 30.
- **Albert Owens** has been virtually unstoppable in Summit League play averaging 20.8 points and 7.0 rebounds per game over the first four games. He has topped the 20 point mark in three of the four contests, including a career high 26 points against Fort Wayne.

## Oral Roberts Probable Starters \*

\*-Based on previous game



No.	Name	Pos.	Ht.	Yr.	Hometown
<b>13</b>	<b>Aaron Anderson</b>	<b>G</b>	<b>6-3</b>	<b>R-Sr.</b>	<b>Edmond, Okla.</b>
	13 GP / 13 GS		7.4 ppg		3.9 apg
<b>10</b>	<b>Jalen Bradley</b>	<b>G</b>	<b>6-1</b>	<b>Sr.</b>	<b>Norfolk, Neb.</b>
	18 GP / 18 GS		14.0 ppg		4.3 apg
<b>1</b>	<b>Kris Martin</b>	<b>G</b>	<b>6-6</b>	<b>So.</b>	<b>Frisco, Texas</b>
	16 GP / 16 GS		14.3 ppg		3.5 rpg
<b>23</b>	<b>Emmanuel Nzekwesi</b>	<b>F</b>	<b>6-8</b>	<b>Fr.</b>	<b>Trophy Club, Texas</b>
	18 GP / 18 GS		9.6 ppg		6.9 rpg
<b>44</b>	<b>Albert Owens</b>	<b>F</b>	<b>6-9</b>	<b>Jr.</b>	<b>Cedar Hill, Texas</b>
	18 GP / 18 GS		15.8 ppg		5.7 rpg

## Other Returners and Newcomers

0	Aaron Young	5-11	170	Sr.	6.1 ppg/1.6 rpg	30	Dezmond McDaniel	5-11	173	Fr.	1.1 ppg/0.9 rpg
3	Jontray Harris	6-4	180	R-So.	3.3 ppg/1.6 rpg	32	Kellen Manek	6-7	227	Fr.	Redshirting
12	Isaac Gilliam	6-2	190	Sr.	2 GP	33	Darian Harris	6-6	198	R-Jr.	2.8 ppg/2.7 rpg
20	Spencer Sutton	6-4	215	Fr.	Redshirting	35	R.J. Smith	6-5	215	Fr.	Redshirting
25	Javan White	6-10	230	So.	Redshirting	52	Chris Miller	6-8	261	Fr.	4.0 ppg / 2.8 rpg



@ORUMBB / #ORUMBB



## TEAM INFORMATION

Scan the QR code for additional information on the ORU MBB team



## ORU ONLINE

ORUAthletics.com

Stay logged on to ORUAthletics.com for stats, game recaps, #NextDayNumbers InfoGraphics and more

### Media Information

There are a number of ways to keep up with the Oral Roberts men's basketball team. All regular season games can be heard on the radio at KYAL "The Sports Animal" 97.1 FM/94.5 FM and 1550 AM. Free audio will also be available on [www.ORUAthletics.com](http://www.ORUAthletics.com). Summit League home games will be broadcast live on ESPN3 and are also available on the go through the WatchESPN app. Finally, updates can be found on Twitter by following @ORUAthletics, @ORUMBB, @bfreeland or the hashtag #ORUMBB.

### Interview Procedures

During the week: **Head Coach Scott Sutton** and players will be available for interviews up to 30 minutes prior to practice each day with advance notice. Contact the ORU Media Relations Department to arrange interviews and verify practice times.

After the game: Players and coaches will be available in the media room after a 10-minute cool-down period. For specific interview requests, please contact a member of the ORU Media Relations staff. At home games, **members of the opposing team will NOT be taken to the media room** unless otherwise specified. All requests for opposing coaches and players should go through the visiting SID.

### Quick Facts (Prior to the 2016-17 Season)

**First Year of Basketball:** 1965-66

**Overall All-Time Record:** 899-619 (.592) (51 years)

**NCAA Tournament Appearances (Rec):** 5 (2-5)

**Last NCAA Tournament:** 2008 First Round (L, 82-63 vs. Pittsburgh)

**2015-16 Record:** 14-17 (8-4 H; 4-12 A; 2-1 N)

**2015-16 Summit League Record/Finish:** 6-10/7th

**2015-16 Post-Season:** N/A

**Final Ranking Last Year:** n/a

**Starters Returning/Lost:** 3/2

**Lettermen Returning/Lost:** 8/5

**Newcomers:** 7

### ORU Media Relations

Assistant A.D.-Media/MBB Blake Freeland

Freeland's Phone 918-495-7181

Email [bfreeland@oru.edu](mailto:bfreeland@oru.edu)

Dir.-Media Relations Scott Slarks

Slark's Phone 918-495-6646

Email [sslarks@oru.edu](mailto:sslarks@oru.edu)

Media Relations Assistant Jarrett Hardwick

Hardwick's Phone 918-495-7094

Email [jhardwick@oru.edu](mailto:jhardwick@oru.edu)

Student Assistants Matthew Caswell, Jensen Cooper, Frida

Cornelio-Ramos, Allan Guerrero, Jared Jones, D'Vlyn Rogers,

Ilana Silva, Sarah Varcarel, Darrell Walker

Media Relations Fax 918-495-7142

Website [www.ORUAthletics.com](http://www.ORUAthletics.com)

Mailing Address 7777 S. Lewis Ave.

Tulsa, OK 74171

@ORUMBB / #ORUMBB

## ORU CAREER COACHING RECORDS

Entering his 18th season at ORU, **Scott Sutton** is easily the winningest coach in ORU history.

COACH	SEASONS	YEARS	WON	LOST	PCT.
Jerry Hale	3	1974-77	61	21	.744
Bill White	4	1965-69	65	35	.650
Ken Trickey	11	1969-74, 87-93	214	116	.648
Barry Hinson	2	1997-99	36	23	.610
<b>Scott Sutton</b>	<b>17</b>	<b>1999-pres.</b>	<b>325</b>	<b>238</b>	<b>.577</b>
Dick Acres	3	1982-85	47	34	.580
Lake Kelly	2	1977-79	30	24	.556
Ken Hayes	3+	1979-83	50	43	.538
Bill Self	4	1993-97	55	54	.505
Ted Owens	2	1985-87	21	35	.375



### Statistical Trends, Wins and Losses

#### Wins (5 gms)

85.2

69.4

.489

.420

.429

+4.4

17.2

17.8

8.2

11.0

1.8

#### Losses (13 gms)

Scoring Average

68.9

Opp. Scoring Average

82.8

FG Percent

.417

FG Percent Defense

.480

3FG Percent

.340

Rebounding Margin

-4.8

FT Made/Game

10.8

Assists/Game

13.5

Steals/Game

4.5

Turnovers/Game

13.3

Blocks/Game

2.6



### Summit League Standings

Team	Overall	Conference
North Dakota State	12-5	4-0
Fort Wayne	14-4	3-1
South Dakota	12-8	3-2
Western Illinois	6-10	3-2
Denver	10-7	2-2
Omaha	9-9	2-3
Oral Roberts	5-13	1-3
IUPUI	7-11	1-3
South Dakota State	8-12	1-4

### This Week's Summit League Schedule

Jan. 14	Fort Wayne	at South Dakota	1:00 PM	Jan. 19	Fort Wayne	at North Dakota St.	7:00 PM
Jan. 14	IUPUI	at Oral Roberts	3:00 PM	Jan. 21	Denver	at IUPUI	12:00 PM
Jan. 14	North Dakota St.	at Denver	5:00 PM	Jan. 21	North Dakota St.	at Western Illinois	2:00 PM
Jan. 14	Western Illinois	at Omaha	7:00 PM	Jan. 21	Omaha	at Oral Roberts	3:00 PM
Jan. 18	South Dakota St.	at IUPUI	6:00 PM	Jan. 21	Fort Wayne	at South Dakota St.	4:30 PM
Jan. 18	Denver	at Omaha	7:00 PM	Jan. 25	IUPUI	at Fort Wayne	6:30 PM
Jan. 18	South Dakota	at Oral Roberts	7:00 PM	Jan. 25	Western Illinois	at South Dakota	7:00 PM

### Next on the Schedule



South Dakota • Jan. 18  
Mabee Center • 7 p.m.



Omaha • Jan. 21  
Mabee Center • 3 p.m.



at North Dakota St. • Jan. 25  
Fargo, N.D. • 7 p.m.



## Last Time Out

### The Basics

**Score:** Oral Roberts 94 – South Dakota State 88

**Records:** ORU (5-13, 1-3) – SDSU (8-12, 1-4)

**Location:** Tulsa, Okla. (Mabee Center)


**TULSA, Okla.** – The Oral Roberts men's basketball team went 11-12 from the free throw line in the final 1:26 of the game to earn a 94-88 victory over South Dakota State Thursday night at the Mabee Center. A tie game at 83-83 with less than two minutes to go, ORU out-scored SDSU 11-2 until a desperation 3-pointer with three seconds remaining once the Golden Eagles had the game in hand.

ORU had a pair of 20-point scorers in Albert Owens (24 points) and Kris Martin (20 points). The duo combined to go 15-25 from the field and 11-11 from the free throw line. All five ORU starters finished the game in double figures for the first time since doing so against Tabor November 25, 2015. The Golden Eagles out-rebounded SDSU 33-32 with 12 offensive rebounds. Aaron Anderson had seven assists, Jalen Bradley added six assists and Martin had five helpers as the Golden Eagles had a season high 23 assists.

Mike Daum led SDSU with 32 points on a 14-25 shooting effort, while the Jackrabbits had four players in double figures.

### Quote of the Game


"I'll take any win we can get right now and it doesn't matter how we got it. It was important to come back after a tough road stretch and protect our home court, especially with what we have coming up. We did a lot of good things offensively, we took care of the basketball, we offensive rebounded pretty well." – Head Coach Scott Sutton



Official Basketball Box Score -- Game Totals -- Final Statistics

South Dakota St. vs Oral Roberts

01/12/17 7 p.m. at Tulsa, Okla. (Mabee Center)



South Dakota St. 88 • 8-12, 1-4 SL

#	Player	Total		3-Ptr		Rebounds			PF	TP	A	TO	Blk	Stl	Min
		FG-FGA	FG-FGA	FT-FTA	Off	Def	Tot								
24	Mike Daum	14-25	3-8	1-2	1	5	6	5	32	3	3	0	0	37	
35	A.J. Hess	4-10	4-10	0-0	1	3	4	0	12	1	0	0	0	34	
20	Andre Wallace	2-3	0-1	0-2	0	1	1	1	4	3	4	0	0	21	
23	Reed Tellinghuisen	4-9	2-7	4-4	3	2	5	4	14	2	1	0	0	33	
50	Michael Orris	1-5	1-2	0-0	2	0	2	1	3	5	2	0	0	24	
01	Skyler Flatten	1-2	1-2	0-0	0	0	0	0	3	0	0	0	1	9	
03	Chris Howell	4-6	0-0	3-4	2	5	7	1	11	5	1	0	0	23	
25	Lane Severyn	0-1	0-1	0-0	1	1	2	3	0	1	1	0	3	14	
45	Ian Theisen	4-4	1-1	0-0	0	1	1	0	9	0	0	0	0	5	
Team						2		4							
Totals		34-65	12-32	8-12	12	20	32	15	88	20	12	0	4	200	
FG % 1st Half: 20-31		64.5%	2nd half: 14-34	41.2%	Game: 34-65		52.3%	Deadball							
3FG % 1st Half: 9-17		52.9%	2nd half: 3-15	20.0%	Game: 12-32		37.5%	Rebounds							
FT % 1st Half: 0-0		0.0%	2nd half: 8-12	66.7%	Game: 8-12		66.7%	2							

Oral Roberts 94 • 5-13, 1-3 SL

#	Player	Total		3-Ptr		Rebounds			PF	TP	A	TO	Blk	Stl	Min
		FG-FGA	FG-FGA	FT-FTA	Off	Def	Tot								
23	Nzekwesi, Emmanuel	5-11	1-4	3-3	1	4	5	1	14	1	2	0	0	26	
44	Owens, Albert	10-16	0-0	4-4	6	3	9	2	24	1	3	0	0	33	
01	Martin, Kris	5-9	3-7	7-7	0	4	4	3	20	5	1	0	2	37	
10	Bradley, Jalen	5-13	2-5	4-4	0	3	3	2	16	6	0	0	2	36	
13	Anderson, Aaron	4-7	1-3	2-2	3	2	5	5	11	7	0	0	1	31	
03	Harris, Jontray	3-6	0-3	0-0	0	1	1	0	6	0	0	1	0	13	
33	Harris, Darian	0-1	0-0	3-4	1	2	3	0	3	3	1	0	0	17	
52	Miller, Chris	0-1	0-0	0-0	1	1	2	2	0	0	0	0	0	7	
Team						0		1							
Totals		32-64	7-22	23-24	12	21	33	15	94	23	7	1	5	200	
FG % 1st Half: 20-37		54.1%	2nd half: 12-27	44.4%	Game: 32-64		50.0%	Deadball							
3FG % 1st Half: 5-11		45.5%	2nd half: 2-11	18.2%	Game: 7-22		31.8%	Rebounds							
FT % 1st Half: 5-5		100.0%	2nd half: 18-19	94.7%	Game: 23-24		95.8%	1							

Officials: Glenn Mayborg, Edwin Young, Dan Nowakowski

Technical fouls: South Dakota St.-None. Oral Roberts-None.

Attendance: 2812

Score by periods	1st	2nd	Total					
South Dakota St.	49	39	88					
Oral Roberts	50	44	94					

Points SDSU ORU

In Paint

Off T/O

2nd Chance

Fast Break

Bench

40

10

13

0

23

34

14

14

4

9

Last FG - SDSU 2nd-00:03, ORU 2nd-02:42.

Largest lead - SDSU by 6 1st-17:38, ORU by 11 2nd-05:48.

SDSU led for 09:00. ORU led for 28:23. Game was tied for 02:37.

Score tied - 7 times.

Lead changed - 18 times.

TOGETHER

2016-17

ORU MEN'S BASKETBALL

#NEXTDAYNUMBERS

8-12-14

5-13-14

1ST HALF

2ND HALF

FINAL

88

94

STATISTICAL LEADERS

POINTS

REBOUNDS

ASSISTS

OWENS

24 PTS (10-16 FG)

OWENS

9 REBOUNDS

ANDERSON

7 ASSISTS

FAST BREAK POINTS

0

4

REBOUNDING

32

33

GAME FLOW

POINTS

REBOUNDS

FREE THROWS

MINUTES

ALBERT OWENS

24 PTS (10-16 FG)

9 REBOUNDS

7 ASSISTS

100% FT

100% MIN

COMING UP NEXT

SATURDAY

JANUARY 14 | 3 P.M.

MABEE CENTER | TULSA, OKLA.

IUPUI

ESPN 3

PHOTO OF THE GAME

HOWELL

#ORUMBB

@ORUathletics

ORU ATHLETICS.COM

### Tweet of the Game

Barry Lewis @BarryLewisTW · 16h  
@ORUMBB made 23-of-24 FTs in a 94-88 win over SDSU -- 18-of-19 in 2nd half. SDS lived and then died on 3s -- started 9-of-15 -- ended 3-of-17.

### Turning Point

Tied 83-83 with 1:54 to play, ORU went on a 7-0 run with all seven points coming from the free throw line, giving ORU a 90-83 lead with 38 seconds to play.

### Individual Leaders

**Oral Roberts:** Owens scored 24 points and had nine rebounds, while Anderson had a team-high seven assists, matching his career high.

**South Dakota State:** Daum led the scoring with 32 points while Chris Howell had a team-high seven boards for the Jackrabbits. Howell and Michael Orris each had five assists.

### Inside the Box Score

- ORU shot 50 percent (32-64) from the field but just 32 percent (7-22) from 3-point range. The Golden Eagles connected on 96 percent (23-24) from the free throw line.
- SDSU shot 64 percent in the first half but cooled in the second to shoot 52 percent (34-65) for the game and 38 percent (12-32). The Jackrabbits hit 66 percent (8-12) from the free throw line.
- ORU held a 33-32 advantage in rebounds and a 14-13 edge in second chance points.
- The Golden Eagles led for 28:23 of the game including 19 minutes in the second half.

### News and Notes

- ORU scored 50 points in the first half to take a 50-49 lead into the locker room. It was ORU's first 50 point first half since dropping 53 against Tabor November 25, 2015.
- The Golden Eagles are now 5-0 this season when leading at halftime.

### Home Sweet Home

Since the start of the 2004-05 season, ORU is 129-30 (.811) at home and an amazing 87-16 (.844) in conference play in that time. During that stretch, the Golden Eagles have at least 10 wins in eight of the 11 years, including a 15-0 regular season mark in 2011-12.



Opponent	Time Leading	Time Trailing	Time Tied
Southeastern (Exh.)	37:33	00:46	1:41
Rogers State	38:39	00:00	1:21
Tulsa	16:01	20:27	3:22
John Brown	37:39	00:56	1:25
Little Rock	32:04	4:30	2:53
Richmond	30:43	1:40	7:37
South Dakota St.	28:23	9:00	2:37
IUPUI			
South Dakota			
Omaha			
Fort Wayne			
Denver			
Western Illinois			
North Dakota St.			

### Taking on the Best

ORU could play as many as 14 games against 11 different opponents that competed in the 2016 postseason, including a final four team in Oklahoma and a total of seven NCAA tournament teams.

### ORU vs. 2016 POSTSEASON TEAMS

TEAM	2016 TOURN.	DATE	TIME/RESULT	TEAM	2016 TOURN.	DATE	TIME/RESULT
at Baylor	NCAA	Nov. 11	L, 61-76	Little Rock	NCAA	Dec. 19	W, 63-48
vs. Montana	CBI	Nov. 21	L, 47-68	at Fort Wayne	NIT	Dec. 31	L, 91-102
Tulsa	NCAA	Nov. 28	L, 65-79	South Dakota State	NCAA	Jan. 12	W, 94-88
at Oakland	Vegas 16	Dec. 1	L, 64-92	Omaha	CBI	Jan. 21	3 p.m.
at Michigan State	NCAA	Dec. 3	L, 76-80	Fort Wayne	NIT	Jan. 28	3 p.m.
at Oklahoma	NCAA (Final 4)	Dec. 7	L, 66-92	at South Dakota State	NCAA	Feb. 4	7 p.m.
at Creighton	NIT	Dec. 17	L, 65-66	at Omaha	CBI	Feb. 16	7 p.m.

### Balanced Attack

Game	Leading Scorer	2nd Scorer
Southeastern Oklahoma (Exhibition)	25 - Owens	12 - Miller
at Baylor	15 - Nzekwesi	9 - Anderson/Bradley
Rogers St.	21 - Owens/Bradley	11 - Anderson
vs. Mississippi	22 - Owens	20 - Nzekwesi
vs. Loyola	12 - Martin	9 - Miller
vs. Montana	14 - Owens	8 - Nzekwesi
Tulsa	18 - Owens	15 - Nzekwesi
at Oakland	23 - Owens	13 - Bradley
at Michigan St.	21 - Nzekwesi	17 - Bradley
at Oklahoma	19 - Bradley/Martin	7 - Nzekwesi
John Brown	17 - Martin	15 - Bradley
at Missouri St.	35 - Martin	17 - Bradley
at Creighton	23 - Owens	16 - Bradley
Little Rock	14 - Bradley	12 - Anderson
Richmond	22 - Bradley	19 - Owens
at Denver *	23 - Martin	11 - Bradley/Owens
at Fort Wayne *	28 - Bradley	26 - Owens
at Western Illinois *	22 - Owens	21 - Martin
South Dakota St. *	24 - Owens	20 - Martin
IUPUI *		
South Dakota *		
Omaha *		
at North Dakota St. *		
Fort Wayne *		
Denver *		
at South Dakota St. *		
Western Illinois *		
at IUPUI *		
at Omaha *		
at South Dakota *		
North Dakota St. *		
Summit League Tourn.		

@ORUMBB / #ORUMBB

## COACHING STAFF

### SCOTT SUTTON

Oklahoma State (1995)  
325-238 (.577) - 18th Season



#### > Four-time Coach of the Year

Sutton has been named the Mid-Con/Summit League Coach of the Year three times, earning the distinction in 2001-02, 2007-08 and 2011-12. He was also the 2004-05 NABC District 12-Co Coach of the Year, sharing the honor with his dad, Eddie.

#### > Four Associated Press All-Americans

Caleb Green earned honorable mention AP All-American honors three times (2005, 2006, 2007), while Dominique Morrison (2012) earned the honor after leading ORU to a 27-7 season.

#### > Five Freshman All-Americans

In addition to Green (2004) and Morrison (2009), Sutton had Ken Tutt (2004), Warren Niles (2010) and Steven Roundtree (2011) earn Freshman All-American honors. Roundtree was named the Freshman of the Year.

### SEAN SUTTON

Assistant Coach  
Oklahoma State (1992)  
Sixth Season



### MARC STRICKER

Assistant Coach  
UMKC (2003)  
First Season



### RODNEY PERRY

Assistant Coach  
Missouri State (2002)  
First Season



### STEVE UPSHAW

Director of Operations  
Northeastern State (1992)  
14th Season



Situational Records	
ORU's Record When...	
Leading at Halftime	5-0
Trailing at Halftime	0-13
Tied at Halftime	0-0
More Field Goals than opp.	3-1
Fewer Field Goals than opp.	2-11
More 3-pointers than opp.	3-3
Fewer 3-pointers than opp.	2-10
More Free Throws Made than opp.	4-4
Fewer Free Throws Made than opp.	1-7
More Free Throw Attempts than opp.	4-4
Fewer Free Throw Attempts than opp.	1-9
More Rebounds than opp.	3-4
Fewer Rebounds than opp.	0-9
More Assists than opp.	4-2
Fewer Assists than opp.	1-10
More Steals than opp.	3-3
Fewer Steals than opp.	0-9
More Turnovers than opp.	0-8
Fewer Turnovers than opp.	5-3
More Blocked Shots than opp.	2-3
Fewer Blocked Shots than opp.	3-10
Home	5-1
Away	0-9
Neutral	0-3
Overtime	0-1
Leading with 3:00 to play	5-0
Games Decided by:	
1-5 Points	0-3
6-10 Points	1-2
11-19	3-4
20+ points	1-4

ORU Bench Production				
Game	ORU-Opp	Diff	Top Bench Scorer	
SE Oklahoma State	29-9	+20	Miller (12)	
at Baylor	17-18	-1	Miller (8)	
Rogers St.	17-40	-23	Miller (8)	
vs. Mississippi	16-23	-7	Young (8)	
vs. Loyola	21-29	-8	Miller (9)	
vs. Montana	7-42	-35	J. Harris (6)	
Tulsa	1-35	-34	J. Harris (1)	
at Oakland	12-24	-12	McDaniel/Miller (6)	
at Michigan St.	0-56	-56	N/A	
at Oklahoma	14-39	-25	Miller (6)	
John Brown	35-19	+16	Miller (12)	
at Missouri St.	5-40	-35	Young (3)	
at Creighton	15-7	+8	D. Harris (6)	
Little Rock	17-11	+6	D. Harris (8)	
Richmond	19-14	+5	D. Harris (8)	
at Denver	11-34	-23	Young (5)	
at Fort Wayne	23-29	-6	Young (16)	
at Western Illinois	4-15	-11	Miller (4)	
South Dakota St.	9-23	-14	J. Harris (6)	
IUPUI				
South Dakota				
Omaha				
at North Dakota St.				
Fort Wayne				
Denver				
at South Dakota St.				
Western Illinois				
at IUPUI				
at Omaha				
at South Dakota				
North Dakota St.				
Summit League Tourn.				

Leads, Deficits and Margins				
Game	Largest +	Largest -	Final Margin	Biggest ORU Run
SE Oklahoma State	17	2	+7	10
at Baylor	0	18	-15	5
Rogers St.	16	0	+11	8
vs. Mississippi	6	9	-7	6
vs. Loyola	0	32	-25	7
vs. Montana	3	24	-21	6
Tulsa	8	17	-14	7
at Oakland	1	37	-28	6
at Michigan St.	7	7	-4	8
at Oklahoma	2	28	-28	7
John Brown	38	1	+32	13
at Missouri St.	3	12	-10	9
at Creighton	5	13	-1	8
Little Rock	16	4	+15	8
Richmond	15	2	+15	7
at Denver	0	14	-5	7
at Fort Wayne	0	28	-11	9
at Western Illinois	5	15	-15	9
South Dakota St.	11	7	+6	9
IUPUI				
South Dakota				
Omaha				
at North Dakota St.				
Fort Wayne				
Denver				
at South Dakota St.				
Western Illinois				
at IUPUI				
at Omaha				
at South Dakota				
North Dakota St.				
Summit League Tourn.				

## Summit League Players of the Week

<b>Week 1 (Nov. 14)</b> Trey Burch-Manning - South Dakota	<b>Week 7 (Dec. 26)</b> John Konchar - Fort Wayne	<b>Week 13 (Feb. 6)</b>
<b>Week 2 (Nov. 21)</b> Mo Evans - Fort Wayne	<b>Week 8 (Jan. 2)</b> Paul Miller - North Dakota State	<b>Week 14 (Feb. 13)</b>
<b>Week 3 (Nov. 28)</b> Bryson Scott - Fort Wayne	<b>Week 9 (Jan. 9)</b> Garret Covington - Western Illinois Marcus Tyus - Omaha	<b>Week 15 (Feb. 20)</b>
<b>Week 4 (Dec. 5)</b> Tre'Shawn Thurman - Omaha	<b>Week 10 (Jan. 16)</b>	<b>Week 16 (Feb. 29)</b>
<b>Week 5 (Dec. 12)</b> Dexter Werner - North Dakota State	<b>Week 11 (Jan. 23)</b>	
<b>Week 6 (Dec. 19)</b> Mike Daum - South Dakota State	<b>Week 12 (Jan. 30)</b>	



## CollegeInsider.com Mid-Major Poll (January 9, 2017)

Rank	Team (1st Place Votes)	Record	Pts	Prev.
1.	Gonzaga (31)	15-0	775	1
2.	Wichita State	14-3	730	3
3.	Saint Mary's	14-1	713	4
4.	UNCW	15-2	673	5
5.	UT Arlington	12-4	601	2
6.	Oakland	14-3	588	10
7.	New Mexico State	15-2	511	8
8.	Fort Wayne	13-4	491	9
9.	ETSU	12-3	485	11
10.	Chattanooga	12-4	483	7
11.	Akron	12-3	469	14
12.	Illinois State	12-4	466	16
13.	Valparaiso	12-4	397	6
14.	Monmouth	12-5	362	12
15.	Ohio	10-3	345	15
16.	UL Lafayette	12-4	325	18
17.	Charleston	13-4	294	19
18.	Arkansas State	11-5	237	17
19.	BYU	12-5	182	13
20.	Belmont	9-4	178	24
21.	Florida Gulf Coast	12-5	153	22
22.	Tennessee State	11-5	121	20
23.	Northeastern	11-5	115	NR
24.	Bucknell	12-5	50	NR
25.	Vermont	12-5	45	NR

## Notable Winning Streaks

Wins	Seasons	Dates	Coach
22	1971-72	12/20-3/18	Trickey
17*	1989-90	12/16-2/17	Trickey
15*	1990-91	1/17-3/4	Trickey
14	1969-70	12/6-1/22	Trickey
14	1995-96/1996-97	2/6-11/30	Self
13	2011-12	12/18-2/2	Sutton
13	1970-71/1971-72	1/22-12/9	Trickey
12	1972-73	12/20-1/29	Trickey
11	1975-76	1/19-3/1	Hale
11	2007-08	1/5-2/14	Sutton
10	2010-11	2/3-3/7	Sutton
10	1995-96	2/6-3/4	Self

\* - Accomplished at the NAIA level

## Others Receiving Votes

North Dakota State 41, Northern Kentucky 39, UMBC 37, Princeton 22, Loyola (CHI) 15, UNC Asheville 15, Little Rock 14, Lehigh 12, Rider 10, Evansville 9, Central Michigan 8, Toledo 8, Winthrop 8, CSU Bakersfield 7, Sam Houston State 7, Eastern Michigan 6, Grand Canyon 6, Missouri State 4, San Francisco 4, Yale 3, Georgia Southern 2, UNC Greensboro 2, UT Martin 2, Fairfield 1, Harvard 1, Lipscomb 1, New Orleans, Wright State 1.

## ORU Record by Starting Lineup

\* - First start of ORU career

Guard	Guard	Guard/Forward	Guard/Forward	Forward/Center	Record
Anderson	Bradley	J. Harris	Nzekwesi	Owens	0-0 (Exh)
Anderson	Bradley	D. Harris	Nzekwesi	Owens	0-1
Young	Bradley	Anderson	Nzekwesi	Owens	1-0
Young	Bradley	Martin	Nzekwesi	Owens	0-5
Anderson	Bradley	Martin	Nzekwesi	Owens	4-7

## Game-By-Game Starting Lineup

Opponent	G	G	G/F	G/F	C	Opponent	G	G	G/F	G/F	C
SE Oklahoma State	Anderson	Bradley	J. Harris	Nzekwesi	Owens	at Western Illinois	Anderson	Bradley	Martin	Nzekwesi	Owens
at Baylor	Anderson	Bradley	D. Harris	Nzekwesi	Owens	South Dakota St.	Anderson	Bradley	Martin	Nzekwesi	Owens
Rogers St.	Young	Bradley	Anderson	Nzekwesi	Owens	IUPUI					
vs. Mississippi	Anderson	Bradley	Martin	Nzekwesi	Owens	South Dakota					
vs. Loyola	Young	Bradley	Martin	Nzekwesi	Owens	Omaha					
vs. Montana	Young	Bradley	Martin	Nzekwesi	Owens	at North Dakota St.					
Tulsa	Young	Bradley	Martin	Nzekwesi	Owens	Fort Wayne					
at Oakland	Young	Bradley	Martin	Nzekwesi	Owens	Denver					
at Michigan St.	Young	Bradley	Martin	Nzekwesi	Owens	at South Dakota St.					
at Oklahoma	Anderson	Bradley	Martin	Nzekwesi	Owens	Western Illinois					
John Brown	Anderson	Bradley	Martin	Nzekwesi	Owens	at IUPUI					
at Missouri St.	Anderson	Bradley	Martin	Nzekwesi	Owens	at Omaha					
at No. 10 Creighton	Anderson	Bradley	Martin	Nzekwesi	Owens	at South Dakota					
Little Rock	Anderson	Bradley	Martin	Nzekwesi	Owens	North Dakota St.					
Richmond	Anderson	Bradley	Martin	Nzekwesi	Owens	Summit League Tourn.					
at Denver	Anderson	Bradley	Martin	Nzekwesi	Owens						
at Fort Wayne	Anderson	Bradley	Martin	Nzekwesi	Owens						

**Sutton Year-by-Year as Head Coach**

Year	Overall	Conference	Conf. Finish
1999-00	13-17	8-8	6th
2000-01	10-19	5-11	T-7th
2001-02	17-14	10-4	T-2nd
2002-03	18-10	9-5	T-4th
2003-04	17-11	10-6	T-2nd
2004-05	25-8	13-3	CHAMPIONS
2005-06	21-12	13-3	T-CHAMPIONS
2006-07	23-11	12-2	CHAMPIONS
2007-08	24-9	16-2	CHAMPIONS
2008-09	16-15	14-4	2nd
2009-10	20-13	13-5	3rd
2010-11	19-16	13-5	2nd
2011-12	27-7	17-1	CHAMPIONS
2012-13	20-15	13-5	3rd
2013-14	17-16	10-8	T-5th
2014-15	19-15	10-6	3rd
2015-16	14-17	6-10	7th
2016-17	5-13	1-3	
<b>Totals (17+)</b>	<b>325-238</b>	<b>193-91</b>	

**Sutton Month-by-Month as Head Coach**

Year	Nov.	Dec.	Jan.	Feb.	March	Overall
1999-00	2-3	3-4	3-4	4-5	1-1	13-17
2000-01	3-1	0-8	4-2	2-7	1-1	10-19
2001-02	1-4	5-4	5-3	5-2	1-1	17-14
2002-03	3-0	5-3	5-3	5-3	0-1	18-10
2003-04	2-2	5-2	6-3	4-3	0-1	17-11
2004-05	3-0	6-3	7-2	7-1	2-2	25-8
2005-06	3-2	2-5	7-2	6-2	3-1	21-12
2006-07	3-2	4-5	8-0	5-3	3-1	23-11
2007-08	4-2	3-3	7-0	7-2	3-2	24-9
2008-09	1-4	2-7	8-0	5-3	0-1	16-15
2009-10	3-4	4-3	6-3	6-2	1-1	20-13
2010-11	2-4	3-6	4-4	8-0	2-2	19-16
2011-12	5-2	6-2	9-0	6-1	1-2	27-7
2012-13	3-4	2-3	8-1	4-4	3-3	3-4
2013-14	4-3	2-4	4-4	5-2	2-3	17-16
2014-15	2-3	4-4	6-3	5-3	2-2	19-15
2015-16	6-1	2-6	3-5	3-4	0-1	14-17
2016-17	1-5	3-7	1-1	0-0	0-0	5-13
<b>Totals (17+)</b>	<b>51-46</b>	<b>61-79</b>	<b>101-40</b>	<b>87-47</b>	<b>25-26</b>	<b>325-238</b>

**Sutton Milestone Wins**

Win	Opponent	Score	Date
1	Appalachian State	78-68	Nov. 20, 1999
100	IUPUI	80-69	March 7, 2005
150	South Dakota State	80-51	Dec. 8, 2007
200	Centenary	76-56	Feb. 16, 2010
250	IPFW	71-67	March 3, 2012
300	IUPUI	78-68	Feb. 5, 2015

**Sutton Significant Wins**

Opponent	Score	Date	Significance
Southern Cal	68-58	Nov. 23, 2005	First Pac-10 victory in 23 yrs
#3 Kansas	78-71	Nov. 15, 2006	Highest-ranked victory
Chicago State	85-72	March 7, 2006	Earned first NCAA Tourn. berth
#8 Xavier	64-42	Dec. 18, 2011	Second top-10 victory
UT Arlington	84-76	March 20, 2013	1st Postseason Victory (CIT)

**MILESTONE WATCH****Scott Sutton:**

At 325 wins, Sutton is 213th on the all-time wins list in college basketball, but ranks 59th among active coaches at the Division I level.

**Albert Owens:**

Owens has 91 career blocks and has passed Ray Thompson (1991-93) for 10th in ORU history. Now Owens is chasing Brandon Conley (2012-16) who is ninth with 94 career blocks.

**Aaron Young:**

Young has already posted two of the best shooting season in ORU history, ranking 5th (2015-16) and 8th (2014-15) on the single season 3-point percentage charts. He is second in career 3-point percentage at .452 (61-135).

**ORU RECORD BY CONFERENCE**

	2016-17	2015-16	2014-15
American	0-1	1-0	1-1
Atlantic 10	1-0	--	--
Big 10	0-1	--	--
Big 12	0-2	0-1	0-1
Big East	0-1	--	--
Big Sky	0-1	--	0-1
Big West	--	--	1-0
Colonial	--	1-0	--
Conference USA	--	1-0	--
Horizon League	0-1	1-0	2-0
Mid-American	--	--	--
Missouri Valley	0-2	1-1	1-2
Mountain West	--	0-1	--
Ohio Valley	--	1-0	--
PAC 12	--	--	0-1
SEC	0-1	0-2	0-1
Southern	--	--	--
Southland	--	--	--
Summit League	1-3	6-11	11-7
Sun Belt	1-0	--	0-1
WAC	--	0-1	1-0
Non-NCAA Division I	2-0	2-0	2-0

**LATE GAME FREE THROWS**

#	Name	OVERALL		FINAL 5 MIN/OT		FINAL MINUTE/OT	
		FT-FTA	PCT.	FT-FTA	PCT.	FT-FTA	PCT.
0	Aaron Young	25-28	.893	7-8	.875	0-0	.000
1	Kris Martin	29-41	.707	10-13	.769	9-9	1.00
3	Jontray Harris	8-17	.471	1-5	.200	1-5	.200
10	Jalen Bradley	48-53	.906	19-19	1.00	6-6	1.00
12	Isaac Gilliam	0-0	.000	0-0	.000	0-0	.000
13	Aaron Anderson	30-38	.789	15-17	.882	5-5	1.00
23	Emmanuel Nzekwesi	21-32	.656	5-6	.833	0-0	.000
30	Dezmond McDaniel	1-2	.500	0-0	.000	1-2	.500
33	Darian Harris	19-12	.833	10-12	.833	0-0	.000
44	Albert Owens	47-71	.662	9-13	.692	5-6	.833
52	Chris Miller	8-12	.667	1-2	.500	0-0	.000
<b>Team</b>		<b>227-306</b>	<b>.742</b>	<b>77-95</b>	<b>.811</b>	<b>27-33</b>	<b>.818</b>

## Statistical Milestone Count

Team's Leading Scorer	Season	Career	Consec.
Albert Owens	8	10	2
Kris Martin	5	7	0
Jalen Bradley	5	6	0
Aaron Young	0	2	0
Emmanuel Nzekwesi	2	2	0

10+ Points	Season	Career	Consec.
Albert Owens	13	34	5
Jalen Bradley	13	25	1
Kris Martin	11	23	2
Aaron Young	2	12	0
Emmanuel Nzekwesi	6	6	1
Javan White	0	5	0
Aaron Anderson	4	6	2
Darian Harris	0	1	0
Jontray Harris	1	1	0
Chris Miller	1	1	0

20+ Points	Season	Career	Consec.
Albert Owens	7	9	3
Aaron Young	0	2	0
Jalen Bradley	3	4	0
Emmanuel Nzekwesi	2	2	0
Kris Martin	4	4	2

Leading Rebounder	Season	Career	Consec.
Albert Owens	4	16	1
Emmanuel Nzekwesi	8	8	0
Aaron Anderson	3	6	0
Darian Harris	2	5	0
Javan White	0	3	0
Kris Martin	2	3	0
Chris Miller	2	2	0
Jalen Bradley	2	2	0

10+ Rebounds	Season	Career	Consec.
Emmanuel Nzekwesi	4	4	0
Darian Harris	0	1	0
Javan White	0	1	0

Double-Doubles	Season	Career	Consec.
Emmanuel Nzekwesi	3	3	0

Leading Assistant	Season	Career	Consec.
Jalen Bradley	11	20	0
Aaron Young	1	16	0
Aaron Anderson	6	16	3
Kris Martin	2	7	0
Darian Harris	3	5	0
Albert Owens	0	4	0
Javan White	0	1	0
Dezmond McDaniel	1	1	0

Games Started	Season	Career	Consec.
Albert Owens	18	49	19
Aaron Young	6	44	0
Jalen Bradley	18	38	18
Aaron Anderson	13	32	10
Kris Martin	16	30	16
Emmanuel Nzekwesi	18	18	18
Darian Harris	1	13	0
Javan White	0	5	0

Games w/ Made 3-Pointer	Season	Career	Consec.
Aaron Young	10	43	0
Kris Martin	14	37	2
Jalen Bradley	14	36	1
Darian Harris	8	28	0
Aaron Anderson	5	15	1
Emmanuel Nzekwesi	9	9	3
Jontray Harris	5	7	0
Albert Owens	2	4	0
Dezmond McDaniel	1	1	0
<b>Team</b>	<b>18</b>	<b>--</b>	<b>137</b>

Games w/ a Block	Season	Career	Consec.
Albert Owens	11	48	0
Kris Martin	5	17	0
Javan White	0	14	0
Darian Harris	3	8	0
Emmanuel Nzekwesi	3	3	0
Chris Miller	3	3	0
Jalen Bradley	1	2	0
Aaron Young	2	3	0
Aaron Anderson	1	2	0
Jontray Harris	1	1	1
<b>Team</b>	<b>16</b>	<b>--</b>	<b>16</b>

## 2016-17 Statistical Milestones

## 20+ Points

## ALBERT OWENS

21 - Rogers State (11/14/16)  
 22 - vs. Ole Miss (11/18/16)  
 23 - at Oakland (12/1/16)  
 23 - at No. 10 Creighton (12/17/16)  
 26 - at Fort Wayne (12/31/16)  
 22 - at Western Illinois (1/7/17)  
 24 - vs. South Dakota State (1/12/17)

## JALEN BRADLEY

21 - Rogers State (11/14/16)  
 22 - Richmond (12/23/16)  
 28 - at Fort Wayne (12/31/16)

## EMMANUEL NZEKWESI

20 - vs. Ole Miss (11/18/16)  
 21 - at Michigan State (12/3/16)

## KRIS MARTIN

35 - at Missouri State (12/14/16)  
 23 - at Denver (12/28/16)  
 21 - at Western Illinois (1/7/17)  
 20 - vs. South Dakota State (1/12/17)

## 5+ Assists

## JALEN BRADLEY

6 - at Baylor (11/11/16)  
 6 - vs. Ole Miss (11/18/16)  
 7 - vs. Tulsa (11/28/16)  
 7 - at Oakland (12/1/16)  
 6 - at Michigan State (12/3/16)  
 6 - at Oklahoma (12/7/16)  
 5 - at Missouri State (12/14/16)  
 5 - at Denver (12/28/16)  
 6 - vs. South Dakota State (1/12/17)

## AARON ANDERSON

6 - Rogers State (11/14/16)  
 6 - at No. 10 Creighton (12/17/16)  
 7 - at Fort Wayne (12/31/16)  
 7 - vs. South Dakota State (1/12/17)

## KRIS MARTIN

5 - John Brown (12/10/16)  
 5 - vs. South Dakota State (1/12/17)

## DARIAN HARRIS

5 - Richmond (12/23/16)

## 10+ Rebounds

## EMMANUEL NZEKWESI

17 - Rogers State (11/14/16)  
 14 - vs. Ole Miss (11/18/16)  
 11 - vs. Tulsa (11/28/16)  
 13 - at Michigan State (12/3/16)

## Double-Doubles

## EMMANUEL NZEKWESI

20 pts/14 reb - vs. Ole Miss (11/18/16)  
 15 pts/11 reb - vs. Tulsa (11/28/16)  
 21 pts/13 reb - at Michigan State (12/3/16)

## 5+ Steals

## 3+ Blocks

## EMMANUEL NZEKWESI

3 - vs. Loyola (11/19/16)

## ALBERT OWENS

3 - vs. Tulsa (11/28/16)



**The last time ...**

ORU Scored 100 Points	100 vs. Detroit (11/28/15)
<b>Opponent Scored 100 Points</b>	<b>102 at Fort Wayne (12/31/16)</b>
<b>ORU Scored 90 Points</b>	<b>94 vs. South Dakota St. (11/12/17)</b>
<b>Opponent Scored 90 Points</b>	<b>102 at Fort Wayne (12/31/16)</b>
<b>ORU Scored Fewer than 60 Points</b>	<b>47 vs. Montana (11/21/16)</b>
<b>Opponent Scored Fewer than 60 Points</b>	<b>48 vs. Little Rock (12/19/16)</b>
<b>ORU Scored Fewer than 50 Points</b>	<b>47 vs. Montana (11/21/16)</b>
<b>Opponent Scored Fewer than 50 Points</b>	<b>48 vs. Little Rock (12/19/16)</b>
<b>ORU Won by 30 Points</b>	<b>32 (95-63) vs. John Brown (12/10/16)</b>
Opponent Won by 30 Points	32 (85-53) at Oklahoma (12/16/14)
ORU shot 65% from the floor	67% (34-51) at Oakland (1/3/12)
Opponent shot 65% from the floor	67% (31-46) vs. North Dakota State (1/5/12)
<b>ORU shot 60% from the floor</b>	<b>61.5% (40-65) vs. John Brown (12/10/16)</b>
Opponent shot 60% from the floor	67% (31-46) vs. North Dakota State (1/5/12)
<b>ORU shot less than 35% from the floor</b>	<b>31% (18-58) vs. Montana (11/21/16)</b>
Opponent shot less than 35% from the floor	27.4% (20-73) vs. John Brown (12/9/15)
<b>ORU shot 50% from beyond the arc</b>	<b>60% (15-25) vs. John Brown (12/10/16)</b>
ORU shot 75% from beyond the arc	81.8% (9-11) at SLU (1/3/13)
<b>Opponent shot 50% from beyond the arc</b>	<b>57.1% (20-35) at Fort Wayne (12/31/16)</b>
<b>ORU shot less than 20% from beyond the arc</b>	<b>9.5% (2-21) vs. Montana (11/21/16)</b>
<b>ORU shot less than 10% from beyond the arc</b>	<b>9.5% (2-21) vs. Montana (11/21/16)</b>
<b>Opponent shot less than 20% from beyond the arc</b>	<b>8.7% (2-23) vs. Richmond (12/23/16)</b>
<b>ORU made 10 three-pointers</b>	<b>15 vs. John Brown (12/10/16)</b>
<b>Opponent made 10 three-pointers</b>	<b>12 vs. South Dakota St. (11/12/17)</b>
<b>ORU made 15 three-pointers</b>	<b>15 vs. John Brown (12/10/16)</b>
<b>Opponent made 15 three-pointers</b>	<b>20 at Fort Wayne (12/31/16)</b>
ORU failed to make a three-point attempt	0-7 at Memphis (12/28/12)
<b>Opponent failed to make a three-point attempt</b>	<b>0-15 vs. Little Rock (12/19/16)</b>
<b>ORU shot less than 50% from the FT line</b>	<b>0.0% (0-4) vs. John Brown (12/10/16)</b>
<b>Opponent shot less than 50% from the FT line</b>	<b>33.3% (3-9) at Creighton (12/17/16)</b>
ORU had 20 Offensive Rebounds	20 vs. Haskell (12/28/14)
<b>Opponent had 20 Offensive Rebounds</b>	<b>25 at Missouri State (12/14/16)</b>
<b>ORU had 20 Assists</b>	<b>23 vs. South Dakota St. (11/12/17)</b>
<b>ORU had 10 Steals</b>	<b>11 vs. Little Rock (12/19/16)</b>
<b>ORU committed 20 Turnovers</b>	<b>20 at Oklahoma (12/7/16)</b>
<b>Opponent committed 20 Turnovers</b>	<b>20 vs. Montana (11/21/16)</b>
ORU committed 25 Turnovers	28 at Northwestern State (2/7/13)
<b>ORU had two 20-point scorers vs. South Dakota St. (Owens-24, Martin-20) (11/12/17)</b>	
ORU had three 20-point scorers	at UMKC (Niles-29, Morrison-25, Pearson-20) (2/10/11)
<b>ORU had five double-figure scorers vs. South Dakota St. (11/12/17)</b>	
<b>Opponent had five double-figure scorers</b>	<b>at Fort Wayne (12/31/16)</b>
ORU had six double-figure scorers	at Omaha (2/26/16)
Opponent had six double-figure scorers	at South Dakota (2/6/16)
<b>ORU had all 5 starters score in double figures vs. South Dakota St. (11/12/17)</b>	
<b>ORU had only one player score in double figures vs. Montana (Owens-14) (11/21/16)</b>	
Opp had only one player score in double figures	vs. Tabor (14-Jedneak) (11/25/15)
ORU had two double-figure rebounders	at Lamar (Bell-Holter-13, Billbury-13) (3/2/13)
Opp had two double-figure rebounders	at McNeese (13 - McFerrin, 11-Eackles, 10-Guidry) (2/1/14)
ORU had two double-doubles	at Lamar (Billbury 17/13, Bell-Holter 10/13) (3/2/13)
<b>An Opp had a Double-Double (PTS/REB) at Fort Wayne (Konchar 16/11) (12/31/16)</b>	
<b>ORU scored 50 points in first half</b>	<b>50 vs. South Dakota St. (11/12/17)</b>
<b>ORU scored 50 points in second half</b>	<b>52 at Fort Wayne (12/31/16)</b>
ORU scored 60 points in a half	60 at Omaha (2/26/16)
Opponent scored less than 20 points in first half	18 at Oregon State (11/21/14)
Opponent scored less than 20 points in the second half	17 vs. St. Gregory's (11/14/12)
ORU defeated a ranked opponent	64-42 (#8) at Xavier (12/18/11)
ORU won an overtime game	76-70 (OT) vs. FIU (11/22/15)
ORU won a double-overtime game	71-70 (2OT) at Western Illinois (1/12/12)
<b>A Golden Eagle had a 20/10 Performance (PTS/REB) Nzekwesi (21/13) at Mich. St. (12/3/16)</b>	
A Golden Eagle had a 20/20 Performance (PTS/REB)	Damen Bell-Holter (25/20) vs. NW St. (1/10/13)
<b>A Golden Eagle Scored 30 Points</b>	<b>35 - Martin - at Missouri State (12/14/16)</b>
<b>An Opponent Scored 30 Points</b>	<b>32 - Daum - vs. South Dakota St. (11/12/17)</b>
<b>A Golden Eagle had 15 Rebounds 17 - Emmanuel Nzekwesi vs. Rogers State (11/14/16)</b>	
A Golden Eagle had 10 Assists	10 - David Mason vs. Dallas Baptist (12/21/13)
<b>An Opponent had 10 Assists</b>	<b>10 - Manu Lecomte at Baylor (11/11/16)</b>
A Golden Eagle had five Steals	5 - DaQuan Jeffries at Western Illinois (1/16/16)
A Golden Eagle had five blocks	5 - Albert Owens vs. Western Illinois (2/13/16)
An Opponent had five blocks	5 - Adrian Diaz - FIU (11/22/15)
The Golden Eagles won a game in the final 3 seconds	at Tulsa (12/5/15)
An Opponent won a game in the final 3 seconds	at Weber State (12/1/14)

**About ORU**

Founded in 1963 by evangelist Oral Roberts, ORU is a 400-acre campus located in South Tulsa. ORU boasts a total enrollment of over 5,000 students from all 50 states and more than 30 foreign countries. Some famous ORU alums include entertainer Kathy Lee Gifford, Pulitzer-prize nominated author Clifton Taulbert and two-time NCAA track & field national champion and 2008 Olympic silver medalist Andretti Bain, 2012 NCAA outdoor national champion Jack Whitt and 2012 Olympians Prince Mumba (Track) and Dominique Allen (Women's Basketball). "The Simpsons" creator Matt Groening briefly attended ORU, and subsequently, many of the characters on the show are modeled after former ORU students and staff members. In fact, if you look closely over Ned Flanders' fireplace, his college diploma reads "Oral Roberts University".

**About the Summit League**

In its fourth decade of Division I athletics, The Summit League offers 19 championship sports and has a combined enrollment of over 120,000 at nine institutions, including four located in top 60 U.S. metro populations and two land-grant universities. Member institutions include: Denver (University of Denver), Fort Wayne (Indiana University-Purdue University-Fort Wayne), IUPUI (Indiana University-Purdue University-Indianapolis), North Dakota State University, Omaha (University of Nebraska Omaha), Oral Roberts University, the University of South Dakota,



South Dakota State University and Western Illinois University. Previously known as the Mid-Continent Conference, The Summit League rebranded in 2007 and has since produced eight NCAA Champions, and over 75 Academic All-Americans, 65 All-America selections and numerous former student-athletes competing

at the highest professional level.

Since its inception in 1982, The Summit League recorded several transcendent moments that resonate on the national stage. While known as the Mid-Continent Conference, the league's first two decades produced a pair of appearances in the NCAA Men's Basketball Tournament's "Sweet 16" and the Women's College World Series as well as three individual NCAA Track and Field Champions.

To coincide with The Summit League's 30th Anniversary Season in 2011-12, the league released a list of its Top 30 Distinguished Contributors from the Division I era as selected by a panel of voters from member schools and the media. Four individual NCAA champions and three Olympic medalists, along with four NBA players and two World Series Champions headlined The Summit League's list of top student-athletes, coaches and administrators that was the jewel of the anniversary celebration. Included on the list where ORU alumni Andretti Bain, Dennis Bigley, Caleb Green, Prince Mumba, Krista Ragan, Jack Whitt and Ori Zuzic.

**ORU Basketball on Radio/TV**

All but three regular season home games during 2016-17 will be broadcast through ESPN3 and will also be available through the WatchESPN app. The remaining games will be available online through the ORU Sports Network at [www.ORUAthletics.com](http://www.ORUAthletics.com).

All ORU games can be heard in northeastern Oklahoma on "The Sports Animal," 91.7FM and 1550 AM. Adam Hildebrandt begins his first season as the play-by-play voice of the Golden Eagles. Fans can also listen online at [www.ORUAthletics.com](http://www.ORUAthletics.com). The pregame show begins 15 minutes prior to tip-off. Join ORU coaches and athletes at FlyingTee at the Jenks Riverwalk every Monday from 6-7 p.m. for the ORU Coaches Hour, broadcast live on "The Sports Animal," 91.7FM.

**Developing Whole Person Champions**

Since ORU was founded in 1963, the school has been about developing the whole person, meaning that students (and student-athletes) who graduate, should be enriched in mind, body and spirit. Following that lead, the ORU Athletics Department is about Developing Whole Person Champions.



## ORU Season Top 10

### Points

Rk	Name	Years	Pts.
1.	Richard Fuqua	1971-72	1,006
2.	Anthony Roberts	1976-77	951
3.	Shawn Glover	2013-14	703
4.	Caleb Green	2006-07	698
5.	Sam McCants	1973-74	697
6.	Ray Thompson	1991-92	688
7.	Caleb Green	2005-06	686
8.	Dominique Morrison	2011-12	674
9.	Obi Emegano	2015-16	669
10.	Warren Niles	2012-13	662

### Rebounds

Rk	Name	Years	Reb.
1.	Eddie Woods	1971-72	407
2.	David Vaughn	1972-73	385
3.	Antonio Martin	1979-80	334
4.	Damen Bell-Holter	2012-13	328
5.	Eddie Woods	1973-74	327
6.	Rocky Walls	1997-98	325
7.	Mark Acres	1983-84	324
8.	Caleb Green	2006-07	315
9.	Caleb Green	2004-05	306
10.	Harold Johnson	1974-75	301

### Assists

Rk	Name	Years	Asst.
1.	Sam McCants	1973-74	208
2.	Arnold Dugger	1976-77	194
3.	Haywoode Workman	1986-87	188
4.	Jonathan Bluiitt	2004-05	178
5.	Arnold Dugger	1974-75	166
6.	Jonathan Bluiitt	2003-04	165
7.	Luke Spencer-Gardner	2002-03	164
8.	Gary Johnson	1981-82	160
9.	Gary Johnson	1980-81	158
10.	Luke Spencer-Gardner	2000-05	156

### Field Goals Made

Rk	Name	Years	FG
1.	Richard Fuqua	1971-72	423
2.	Greg Sutton*	1989-90	417
3.	Anthony Roberts	1976-77	402
4.	Greg Sutton*	1990-91	393
5.	Richard Fuqua**	1970-71	353
6.	Sam McCants	1973-74	304
7.	Ray Thompson	1991-92	284
8.	Anthony Roberts	1975-76	277
9.	Anthony Jones*	1990-91	276
10.	Shawn Glover	2013-14	273

### Field Goals Attempted

Rk	Name	Years	FGA
1.	Greg Sutton*	1989-90	976
2.	Richard Fuqua	1971-72	941
3.	Greg Sutton*	1990-91	858
4.	Anthony Roberts	1976-77	739
5.	Sam McCants	1973-74	725
6.	Richard Fuqua	1972-73	713
7.	Richard Fuqua	1970-71	701
8.	Clarence Thompson*	1989-90	602
9.	Anthony Roberts	1975-76	573
10.	Anthony Roberts	1974-75	566

### Field Goal Percentage (min. 150 att.)

Rk	Name	Years	Att.	Pct.
1.	Rufus Freeman*	1989-90	133-194	.686
2.	Brian Miles	1985-86	103-157	.656
3.	Shawn King	2006-07	105-163	.644
4.	Marcus Lewis	2007-09	165-278	.594
5.	Caleb Green	2003-04	177-300	.590
6.	Mark Acres	1981-82	109-186	.586
7.	Michael Craion	2011-12	144-247	.583
8.	Mark Acres	1984-85	221-380	.582
	Leon Irving	1998-99	114-196	.582
10.	Steven Roundtree	2011-12	124-217	.571

### 3-PT Field Goals Made

Rk	Name	Year	3PTM
1.	Greg Sutton*	1990-91	185
2.	Greg Sutton*	1989-90	170
3.	Clarence Thompson*	1989-90	137
4.	Ken Tutt	2003-04	101
5.	Warren Niles	2012-13	96
6.	Tim Gill	1997-98	95
7.	Tim Gill	1995-96	87
8.	Moses Ehambe	2007-08	86
9.	Robert Jarvis	2007-08	85
10.	Nathan Binam	1999-00	84
	Ken Tutt	2006-07	84
	Robert Jarvis	2008-09	84
--	<b>Kris Martin</b>	<b>2016-17</b>	<b>47</b>

### 3-PT FG Attempts

Rk	Name	Year	3PTA
1.	Greg Sutton*	1990-91	463
2.	Greg Sutton*	1989-90	443
3.	Clarence Thompson*	1989-90	367
4.	Greg Sutton	1988-89	251
	Robert Jarvis	2008-09	251
6.	Warren Niles	2012-13	243
7.	Ken Tutt	2003-04	225
8.	Nathan Binam	1999-00	223
9.	Ken Tutt	2006-07	217
10.	Moses Ehambe	2007-08	212

### 3-PT FG Percentage (min. 50 att.)

Rk	Name	Year	3M-3A	3PCT
1.	Tim Gill	1997-98	95-196	.485
2.	Shawn Glover	2013-14	25-52	.481
3.	Luke Spencer-Gardner	2004-05	39-84	.464
4.	Chris Riouse	2005-06	57-123	.463
5.	Aaron Young	2015-16	32-70	.457
6.	Tim Gill	1995-96	87-193	.451
7.	Ken Tutt	2003-04	101-225	.449
8.	Aaron Young	2014-15	29-65	.446
9.	Josh Atkinson	2002-03	68-153	.444
10.	Eric Perry	1999-00	82-185	.443

### Free Throws Made

Rk	Name	Years	FT
1.	Caleb Green	2006-07	278
2.	Greg Sutton*	1989-90	252
3.	Caleb Green	2005-06	235
4.	Greg Sutton*	1990-91	229
5.	Caleb Green	2004-05	213
6.	Obi Emegano	2014-15	205
7.	Obi Emegano	2015-16	198
8.	Dominique Morrison	2011-12	189
9.	Richard Fuqua	1971-72	160
10.	Damen Bell-Holter	2012-13	159

### Free Throws Attempted

Rk	Name	Years	FTA
1.	Caleb Green	2006-07	366
2.	Greg Sutton*	1989-90	328
3.	Caleb Green	2005-06	308
4.	Caleb Green	2004-05	283
5.	Greg Sutton*	1990-91	280
6.	Obi Emegano	2014-15	260
7.	Obi Emegano	2015-16	232
8.	Dominique Morrison	2011-12	229
9.	Damen Bell-Holter	2012-13	211
10.	Richard Fuqua	1971-72	210

### Free Throw Percentage (min. 75 att.)

Rk	Name	Years	Att.	Pct.
1.	Bobby Hodge**	1967-68	93-102	.912
2.	Steve Bontrager	1980-81	73-81	.901
3.	Sam Potter	1983-84	82-94	.872
4.	Ken Tutt	2004-05	87-100	.870
5.	Tim Gill	1996-97	85-99	.859
6.	Bill Hull**	1968-69	78-91	.857
7.	Tim Gill	1995-96	64-75	.853
	Obi Emegano	2015-16	198-232	.853
9.	Robert Jarvis	2007-08	104-122	.852
	L. Spencer-Gardner	2002-03	115-135	.852
--	<b>Jalen Bradley</b>	<b>2016-17</b>	<b>48-53</b>	<b>.906</b>
--	<b>Aaron Young</b>	<b>2016-17</b>	<b>25-28</b>	<b>.893</b>

### Blocked Shots

Rk	Name	Years	Blk
1.	Kendrick Moore	2001-02	103
2.	Kendrick Moore	2002-03	94
3.	Alvin Scott	1976-77	81
4.	Shawn King	2006-07	81
5.	Shawn King	2007-08	68
6.	Rocky Walls	1997-98	58
7.	Mark Acres	1982-83	54
	Marvin Washington	1987-88	54
9.	Shawn Glover	2013-14	53
10.	Ray Thompson	1991-92	50
	Damen Bell-Holter	2010-11	50

### Steals

Rk	Name	Years	Stl
1.	Haywoode Workman	1987-88	103
2.	Haywoode Workman	1988-89	93
3.	Greg Sutton*	1989-90	88
4.	Greg Sutton*	1990-91	81
5.	Earl McClellan	1996-97	77
6.	Akin Akin-Otiko	1986-87	72
7.	Sebastian Neal	1991-92	68
8.	Gary "Cat" Johnson	1981-82	63
9.	Earl McClellan	1995-96	62
10.	Larry Owens	2004-05	58

\* Part of career spent at NAIA level

\*\* Part of career prior to ORU's move to NCAA Major College Division

## ORU Career Top 10

Points			
Rk	Name	Years	Points
1.	Greg Sutton	1988-91**	3,070
2.	Richard Fuqua	1969-73*	3,004
3.	Caleb Green	2003-07	2,503
4.	Anthony Roberts	1973-77	2,341
5.	Dominique Morrison	2008-12	2,080
6.	Mark Acres	1981-85	2,038
7.	Ken Tutt	2003-07	2,019
8.	Warren Niles	2009-13	1,984
9.	Tim Gill	1994-98	1,959
10.	Haywoode Workman	1986-89	1,506
Rebounds			
Rk	Name	Years	Reb.
1.	Eddie Woods**	1970-74	1,365
2.	Caleb Green	2003-07	1,189
3.	Mark Acres	1981-85	1,051
4.	Rocky Walls	1994-98	946
5.	Damen Bell-Holter	2009-13	878
6.	Antonio Martin	1977-80	857
7.	Anthony Roberts	1973-77	800
8.	Jeff Acres	1980-85	797
9.	Carl Hardaway**	1966-70	750
10.	Howard Suggs*	1988-90	681
Assists			
Rk	Name	Years	Asst.
1.	Luke Spencer-Gardner	2000-05	534
2.	Jonathan Bluit	2002-06	509
3.	Arnold Dugger	1974-77	501
4.	Greg Sutton*	1988-91	490
5.	Gary Johnson	1978-82	481
6.	Earl McClellan	1993-97	413
7.	Willie Irons	1984-88	393
8.	Eric Perry	1996-00	383
9.	Tim Gill	1994-98	377
10.	Haywoode Workman	1986-89	376
Field Goals Made			
Rk	Name	Years	FG
1.	Richard Fuqua**	1969-73	1,273
2.	Greg Sutton*	1988-91	1,024
3.	Anthony Roberts	1973-77	1,006
4.	Caleb Green	2003-07	821
5.	Mark Acres	1981-85	799
6.	Dominique Morrison	2008-12	687
7.	Ken Tutt	2003-07	684
8.	Warren Niles	2009-13	674
9.	Tim Gill	1994-98	664
10.	Carl Hardaway**	1966-70	608
Field Goals Attempted			
Rk	Name	Years	FGA
1.	Richard Fuqua**	1969-73	2,838
2.	Greg Sutton*	1988-91	2,398
3.	Anthony Roberts	1973-77	2,007
4.	Ken Tutt	2003-07	1,619
5.	Warren Niles	2009-13	1,594
6.	Caleb Green	2003-07	1,524
7.	Dominique Morrison	2008-12	1,475
8.	Mark Acres	1981-85	1,416
9.	Tim Gill	1994-98	1,391
10.	Haywoode Workman	1986-89	1,262
Field Goal Percentage (min. 2 seasons & 200 FGM)			
Rk	Name	Years	FGM-FGA Pct.
1.	Shawn King	2006-08	232-389 .596
2.	Brandon Conley	2012-16	249-432 .576
3.	Brian Miles	1983-87	274-480 .571
4.	Marcus Lewis	2007-09	277-489 .566
5.	Mark Acres	1981-85	799-1416 .564
6.	Steven Roundtree	2010-13	370-684 .541
7.	Caleb Green	2003-07	821-1524 .539
	Michael Craion	2009-12	311-577 .539
9.	Reggie Clement	1980-83	265-495 .535
10.	David Vaughn	1972-73	232-438 .530
	Kevin Ford	2008-10	233-440 .530
3-PT Field Goals Made			
Rk	Name	Years	3PTM
1.	Greg Sutton*	1988-91	438
2.	Tim Gill	1994-98	333
3.	Ken Tutt	2003-07	319
4.	Warren Niles	2009-13	292
5.	Eric Perry	1996-00	214
6.	Clarence Thompson*	1988-90	205
7.	Josh Atkinson	1999-04	203
8.	Moses Ehambe	2004-08	183
9.	Luke Spencer-Gardner	2000-05	171
10.	Robert Jarvis	2008-09	169
3-PT Field Goals Attempted			
Rk	Name	Years	3PTA
1.	Greg Sutton*	1988-91	1,157
2.	Warren Niles	2009-13	780
3.	Ken Tutt	2003-07	775
4.	Tim Gill	1994-98	757
5.	Eric Perry	1996-00	565
6.	Clarence Thompson*	1988-90	553
7.	Josh Atkinson	1999-04	539
8.	Robert Jarvis	2007-09	459
9.	Moses Ehambe	2004-08	447
10.	Dominique Morrison	2008-12	424
3-PT Field Goal Percentage (min. 100 att.)			
Rk	Name	Year	3M-Att. Pct.
1.	Chris Riouse	2004-06	76-161 .472
2.	Tim Gill	1994-98	333-757 .440
3.	Luke Spencer-Gardner	2001-05	171-412 .415
4.	Ken Tutt	2003-07	319-775 .412
5.	Moses Ehambe	2004-08	183-447 .409
6.	Phillip Owens	1997-99	56-139 .403
7.	James Kruse	1994-97	49-122 .402
8.	Mikey Manghum	2009-13	44-111 .396
8.	Clifford Crenshaw	1993-97	134-302 .392
9.	Anthony Jones*	1990-91	59-151 .391
10.	Chad Wilkerson	1995-99	116-299 .388
--	<b>Aaron Young~</b>	<b>2014-pres. 78-183</b>	<b>.426</b>
~Not official until career is over			
Free Throws Made			
Rk	Name	Years	FT
1.	Caleb Green	2003-07	852
2.	Greg Sutton*	1988-91	584
3.	Dominique Morrison	2008-12	543
4.	Richard Fuqua**	1969-73	458
5.	Obi Emegano	2013-16	433
6.	Damen Bell-Holter	2009-13	371
7.	Mark Acres	1981-85	440
8.	Haywoode Workman	1986-89	339
9.	Ken Tutt	2003-07	332
10.	Anthony Roberts	1973-77	329
Free Throws Attempted			
Rk	Name	Years	FTA
1.	Caleb Green	2003-07	1134
2.	Greg Sutton*	1988-91	765
3.	Dominique Morrison	2008-12	668
4.	Richard Fuqua**	1969-73	658
5.	Mark Acres	1981-85	632
6.	Obi Emegano	2013-16	530
7.	Rocky Walls	1994-98	527
8.	Damen Bell-Holter	2009-13	510
9.	Derrick Taylor	1996-00	489
10.	Anthony Roberts	1973-77	434
Free Throw Percentage (min. 75 att.)			
Rk	Name	Years	Att. Pct.
1.	Steve Bontrager	1979-81	103-117 .880
2.	Bill Hull**	1967-69	104-121 .860
3.	Bobby Hodge**	1966-68	169-198 .854
4.	Sam Potter	1983-85	131-156 .840
5.	D.J. Jackson	2012-14	96-116 .828
6.	Tim Gill	1994-98	302-365 .827
7.	Kenny Bohanon	1992-94	116-142 .817
	Obi Emegano	2013-16	433-530 .817
9.	Robert Jarvis	2007-09	191-234 .816
10.	Dominique Morrison	2008-12	543-668 .813
--	<b>Jalen Bradley</b>	<b>2015-pres. 81-96</b>	<b>.844</b>
Blocked Shots			
Rk	Name	Years	Blk
1.	Kendrick Moore	2001-03	197
2.	Mark Acres	1981-85	164
3.	Shawn King	2006-08	149
4.	Damen Bell-Holter	2009-13	139
5.	Alvin Scott	1973-77	131
6.	Rocky Walls	1994-98	127
7.	Antonio Martin	1977-80	106
8.	Shawn Glover	2012-14	97
9.	Brandon Conley	2012-16	94
10.	<b>Albert Owens</b>	<b>2014-pres.</b>	<b>91</b>
Steals			
Rk	Name	Years	Stl
1.	Haywoode Workman	1986-89	250
2.	Earl McClellan	1993-97	215
3.	Greg Sutton*	1988-91	213
4.	Tim Gill	1994-98	172
5.	Rocky Walls	1994-98	166
6.	Caleb Green	2003-07	164
7.	Gary "Cat" Johnson	1978-82	163
8.	Willie Irons	1984-88	157
9.	Mark Acres	1981-85	150
	Akin Akin-Otiko	1983-87	150
10.	Eric Perry	1996-00	145

\* Part of career spent at NAIA level

\*\* Part of career prior to ORU's move to NCAA Major College Division



**ORU Basketball**  
 Oral Roberts Combined Team Statistics (as of Jan 12, 2017)  
**All games**



<b>RECORD:</b>	<b>OVERALL</b>	<b>HOME</b>	<b>AWAY</b>	<b>NEUTRAL</b>
ALL GAMES	5-13	5-1	0-9	0-3
CONFERENCE	1-3	1-0	0-3	0-0
NON-CONFERENCE	4-10	4-1	0-6	0-3

#	Player	gp-gs	min	avg	Total		3-Point		F-Throw		Rebounds				pf	dq	a	to	blk	stl	pts	avg
					fg-fga	fg%	3fg-fga	3fg%	ft-fa	ft%	off	def	tot	avg								
44	Owens,Albert	18-18	545	30.3	117-239	.490	3-11	.273	47-71	.662	42	61	103	5.7	37	0	14	38	18	8	284	15.8
01	Martin,Kris	16-16	499	31.2	76-175	.434	47-110	.427	29-41	.707	5	51	56	3.5	43	1	36	33	6	21	228	14.3
10	Bradley,Jalen	18-18	611	33.9	90-219	.411	24-74	.324	48-53	.906	8	50	58	3.2	16	0	77	27	1	26	252	14.0
23	Nzekwesi,Emmanuel	18-18	459	25.5	70-161	.435	12-40	.300	21-32	.656	37	87	124	6.9	43	1	23	32	7	10	173	9.6
13	Anderson,Aaron	13-13	364	28.0	30-66	.455	6-18	.333	30-38	.789	23	50	73	5.6	30	3	51	26	1	13	96	7.4
00	Young,Aaron	17-6	397	23.4	31-81	.383	17-48	.354	25-28	.893	5	23	28	1.6	45	2	17	14	2	11	104	6.1
52	Miller,Chris	18-0	223	12.4	32-70	.457	0-0	.000	8-12	.667	21	30	51	2.8	51	2	3	29	4	0	72	4.0
03	Harris,Jontray	17-0	169	9.9	19-41	.463	10-29	.345	8-17	.471	4	23	27	1.6	12	0	7	7	1	2	56	3.3
33	Harris,Darian	16-1	265	16.6	12-30	.400	10-22	.455	10-12	.833	4	39	43	2.7	24	0	27	11	3	4	44	2.8
30	McDaniel,Dezmond	10-0	85	8.5	4-17	.235	2-5	.400	1-2	.500	0	9	9	0.9	3	0	9	3	0	3	11	1.1
12	Gilliam,Isaac	2-0	8	4.0	1-4	.250	0-3	.000	0-0	.000	0	0	0	0.0	0	0	0	3	0	1	2	1.0
Team											31	27	58					5				
Total.....		18	3625		482-1103	.437	131-360	.364	227-306	.742	180	450	630	35.0	304	9	264	228	43	99	1322	73.4
Opponents.....		18	3625		516-1114	.463	170-426	.399	222-317	.700	190	480	670	37.2	301	-	303	225	62	129	1424	79.1

TEAM STATISTICS	ORU	OPP	Date	Opponent	Score	Att.
SCORING	1322	1424	11/11/16	at Baylor	L 61-76	5250
Points per game	73.4	79.1	11/14/16	ROGERS STATE	W 87-76	2653
Scoring margin	-5.7	-	11/18/16	vs Ole Miss	Lot 88-95	512
FIELD GOALS-ATT	482-1103	516-1114	11/19/16	vs Loyola	L 53-78	0
Field goal pct	.437	.463	11/21/16	vs Montana	L 47-68	0
3 POINT FG-ATT	131-360	170-426	11/28/16	TULSA	L 65-79	4230
3-point FG pct	.364	.399	12/01/16	at Oakland	L 64-92	2607
3-pt FG made per game	7.3	9.4	12/03/16	at Michigan State	L 76-80	14797
FREE THROWS-ATT	227-306	222-317	12/07/16	at Oklahoma	L 66-92	8034
Free throw pct	.742	.700	12/10/16	JOHN BROWN	W 95-63	2220
F-Throws made per game	12.6	12.3	12/14/16	at Missouri State	L 76-86	3723
REBOUNDS	630	670	12/17/16	at Creighton	L 65-66	16489
Rebounds per game	35.0	37.2	12/19/16	LITTLE ROCK	W 63-48	2849
Rebounding margin	-2.2	-	12/23/16	RICHMOND	W 87-72	2735
ASSISTS	264	303	* 12/28/16	at Denver	L 73-77	1347
Assists per game	14.7	16.8	* 12/31/16	at Fort Wayne	L 91-102	1015
TURNOVERS	228	225	* 01/07/17	at Western Illinois	L 71-86	813
Turnovers per game	12.7	12.5	* 01/12/17	SOUTH DAKOTA ST.	W 94-88	2812
Turnover margin	-0.2	-	* = Conference game			
Assist/turnover ratio	1.2	1.3				
STEALS	99	129				
Steals per game	5.5	7.2				
BLOCKS	43	62				
Blocks per game	2.4	3.4				
ATTENDANCE	17499	54587				
Home games-Avg/Game	6-2916	9-6008				
Neutral site-Avg/Game	-	3-171				

Score by Periods	1st	2nd	OT	Totals
Oral Roberts	632	681	9	1322
Opponents	716	692	16	1424





**ORU Basketball**  
**Oral Roberts Combined Team Statistics (as of Jan 12, 2017)**  
**Conference games**



<b>RECORD:</b>	<b>OVERALL</b>	<b>HOME</b>	<b>AWAY</b>	<b>NEUTRAL</b>
ALL GAMES	1-3	1-0	0-3	0-0
CONFERENCE	1-3	1-0	0-3	0-0
NON-CONFERENCE	0-0	0-0	0-0	0-0

#	Player	gp-gs	min	avg	Total		3-Point		F-Throw		Rebounds				pf	dq	a	to	blk	stl	pts	avg
					fg-fga	fg%	3fg-fga	3fg%	ft-fga	ft%	off	def	tot	avg								
44	Owens, Albert	4-4	127	31.8	34-64	.531	0-2	.000	15-21	.714	12	16	28	7.0	10	0	5	11	5	0	83	20.8
01	Martin, Kris	4-4	126	31.5	22-51	.431	11-31	.355	9-11	.818	1	9	10	2.5	11	0	12	7	0	3	64	16.0
10	Bradley, Jalen	4-4	135	33.8	21-46	.457	7-16	.438	11-13	.846	2	13	15	3.8	5	0	18	3	0	5	60	15.0
13	Anderson, Aaron	4-4	130	32.5	12-26	.462	1-6	.167	15-16	.938	9	15	24	6.0	13	2	21	7	1	3	40	10.0
23	Nzekwesi, Emmanuel	4-4	80	20.0	12-29	.414	4-11	.364	7-9	.778	8	15	23	5.8	4	0	2	4	0	1	35	8.8
00	Young, Aaron	3-0	64	21.3	5-14	.357	3-10	.300	8-10	.800	3	5	8	2.7	9	0	1	2	0	1	21	7.0
52	Miller, Chris	4-0	33	8.3	5-8	.625	0-0	.000	0-0	.000	2	5	7	1.8	11	0	0	4	1	0	10	2.5
03	Harris, Jontray	4-0	27	6.8	4-12	.333	0-8	.000	0-0	.000	0	4	4	1.0	2	0	0	1	1	0	8	2.0
33	Harris, Darian	4-0	72	18.0	2-5	.400	1-3	.333	3-4	.750	1	13	14	3.5	6	0	7	1	0	0	8	2.0
30	McDaniel, Dezmond	1-0	6	6.0	0-0	.000	0-0	.000	0-0	.000	0	0	0	0.0	0	0	0	0	0	0	0	0.0
Team											5	4	9									
Total.....		4	800		117-255	.459	27-87	.310	68-84	.810	43	99	142	35.5	71	2	66	40	8	13	329	82.2
Opponents.....		4	800		132-263	.502	50-104	.481	39-59	.661	43	102	145	36.2	71	-	79	41	10	21	353	88.2

<b>TEAM STATISTICS</b>	<b>ORU</b>	<b>OPP</b>	<b>Date</b>	<b>Opponent</b>	<b>Score</b>	<b>Att.</b>
SCORING	329	353	* 12/28/16	at Denver	L 73-77	1347
Points per game	82.2	88.2	* 12/31/16	at Fort Wayne	L 91-102	1015
Scoring margin	-6.0	-	* 01/07/17	at Western Illinois	L 71-86	813
FIELD GOALS-ATT	117-255	132-263	* 01/12/17	SOUTH DAKOTA ST.	w 94-88	2812
Field goal pct	.459	.502	* = Conference game			
3 POINT FG-ATT	27-87	50-104				
3-point FG pct	.310	.481				
3-pt FG made per game	6.8	12.5				
FREE THROWS-ATT	68-84	39-59				
Free throw pct	.810	.661				
F-Throws made per game	17.0	9.8				
REBOUNDS	142	145				
Rebounds per game	35.5	36.2				
Rebounding margin	-0.7	-				
ASSISTS	66	79				
Assists per game	16.5	19.8				
TURNOVERS	40	41				
Turnovers per game	10.0	10.3				
Turnover margin	+0.3	-				
Assist/turnover ratio	1.7	1.9				
STEALS	13	21				
Steals per game	3.3	5.3				
BLOCKS	8	10				
Blocks per game	2.0	2.5				
ATTENDANCE	2812	3175				
Home games-Avg/Game	1-2812	3-1058				
Neutral site-Avg/Game	-	0-0				

<b>Score by Periods</b>	<b>1st</b>	<b>2nd</b>	<b>Totals</b>
Oral Roberts	150	179	329
Opponents	179	174	353



**ORU Basketball**  
**Oral Roberts Points-Rebounds-Assists (as of Jan 12, 2017)**  
**All games**



Opponent	Date	Score		00 YOUNG,AARO	01 MARTIN,KRI	03 HARRIS,JON	10 BRADLEY,JA	12 GILLIAM,IS	13 ANDERSON,A	23 NZEKWESI,E
at Baylor	11/11/16	61-76	L	6-0-0	DNP	3-2-0	9-5-6	DNP	9-7-3	15-2-3
ROGERS STATE	11/14/16	87-76	w	8-2-1	DNP	4-2-0	21-0-3	0-0-0	11-9-6	9-17-1
vs Ole Miss	11/18/16	88-95	L	8-1-2	15-1-3	6-0-1	12-4-6	DNP	3-3-3	20-14-0
vs Loyola	11/19/16	53-78	L	2-2-2	12-2-0	7-3-1	7-2-0	DNP	DNP	3-9-1
vs Montana	11/21/16	47-68	L	6-3-1	7-6-0	6-3-0	5-0-3	DNP	DNP	8-5-2
TULSA	11/28/16	65-79	L	12-1-3	14-3-2	1-2-1	5-1-7	DNP	DNP	15-11-1
at Oakland	12/01/16	64-92	L	8-0-0	0-1-0	0-0-1	13-5-7	DNP	DNP	8-9-3
at Michigan State	12/03/16	76-80	L	7-0-3	16-2-0	0-0-0	17-4-6	DNP	DNP	21-13-3
at Oklahoma	12/07/16	66-92	L	3-2-0	19-5-0	5-2-1	19-4-6	DNP	5-2-2	7-3-1
JOHN BROWN	12/10/16	95-63	w	5-2-1	17-2-5	11-5-1	15-3-3	2-0-0	7-2-1	7-6-3
at Missouri State	12/14/16	76-86	L	3-1-2	35-4-3	0-0-1	17-4-5	DNP	0-5-2	13-4-1
at Creighton	12/17/16	65-66	L	4-2-1	7-7-3	3-2-0	16-3-0	DNP	4-8-6	0-0-1
LITTLE ROCK	12/19/16	63-48	w	5-1-0	5-9-4	DNP	14-2-4	DNP	12-8-4	7-3-0
RICHMOND	12/23/16	87-72	w	6-3-0	17-4-4	2-2-0	22-6-3	DNP	5-5-3	5-5-1
at Denver	12/28/16	73-77	L	5-3-1	23-2-3	0-0-0	11-3-5	DNP	8-6-4	9-9-0
at Fort Wayne	12/31/16	91-102	L	16-2-0	0-2-2	2-1-0	28-7-4	DNP	8-6-7	6-5-0
at Western Illinois	01/07/17	71-86	L	0-3-0	21-2-2	0-2-0	5-2-3	DNP	13-7-3	6-4-1
SOUTH DAKOTA ST.	01/12/17	94-88	w	DNP	20-4-5	6-1-0	16-3-6	DNP	11-5-7	14-5-1

Opponent	Date	Score		30 MCDANIEL,D	33 HARRIS,DAR	44 OWENS,ALBE	52 MILLER,CHR
at Baylor	11/11/16	61-76	L	0-1-0	3-1-0	8-6-1	8-6-0
ROGERS STATE	11/14/16	87-76	w	2-1-2	3-1-1	21-5-2	8-2-0
vs Ole Miss	11/18/16	88-95	L	0-0-0	DNP	22-3-3	2-4-1
vs Loyola	11/19/16	53-78	L	0-1-2	5-1-2	8-5-0	9-5-0
vs Montana	11/21/16	47-68	L	1-1-0	0-2-3	14-3-1	0-4-0
TULSA	11/28/16	65-79	L	0-0-0	DNP	18-9-0	0-2-0
at Oakland	12/01/16	64-92	L	6-2-2	0-2-1	23-8-0	6-3-0
at Michigan State	12/03/16	76-80	L	DNP	0-3-1	15-8-0	0-1-0
at Oklahoma	12/07/16	66-92	L	DNP	0-0-0	2-2-2	6-6-0
JOHN BROWN	12/10/16	95-63	w	2-2-2	3-2-4	14-4-0	12-5-1
at Missouri State	12/14/16	76-86	L	0-1-1	0-1-0	6-3-0	2-5-0
at Creighton	12/17/16	65-66	L	DNP	6-8-3	23-8-0	2-0-0
LITTLE ROCK	12/19/16	63-48	w	DNP	8-3-0	8-5-0	4-0-1
RICHMOND	12/23/16	87-72	w	DNP	8-5-5	19-6-0	3-1-0
at Denver	12/28/16	73-77	L	DNP	2-3-0	11-6-1	4-3-0
at Fort Wayne	12/31/16	91-102	L	0-0-0	3-0-2	26-7-2	2-2-0
at Western Illinois	01/07/17	71-86	L	DNP	0-8-2	22-6-1	4-0-0
SOUTH DAKOTA ST.	01/12/17	94-88	w	DNP	3-3-3	24-9-1	0-2-0



**ORU Basketball**  
**Oral Roberts Team Game-by-Game Comparison (as of Jan 12, 2017)**  
**All games**



Opponent	1st	2nd	Score	Mar	Total FG	FG Pct	3-Pointers	3FG Pct	Free Throws	FT Pct	Rebounds	Assist	T/Over	Block	Steal	Fouls
Baylor	31/38	30/38	61-76	(15)	24-58/24-54	.414/.444	3-13/10-26	.231/.385	10-14/18-26	.714/.692	33/36 (3)	13/18	14/11	0/5	3/9	19/18
ROGERS STATE	42/39	45/37	87-76	+11	30-65/25-59	.462/.424	6-12/9-21	.500/.429	21-28/17-21	.750/.810	43/32 +11	16/10	16/19	0/5	11/8	19/23
Ole Miss	34/37	45/42	88-95	(7)	31-65/32-69	.477/.464	11-19/12-26	.579/.462	15-16/19-27	.938/.704	33/40 (7)	19/18	17/16	1/3	7/10	19/15
Loyola	28/40	25/38	53-78	(25)	20-56/31-57	.357/.544	6-20/11-23	.300/.478	7-10/5-11	.700/.455	34/33 +1	8/20	18/11	4/2	1/12	11/15
Montana	24/38	23/30	47-68	(21)	18-58/24-54	.310/.444	2-21/11-24	.095/.458	9-15/9-10	.600/.900	29/44 (15)	10/16	12/20	1/2	10/3	14/17
TULSA	36/39	29/40	65-79	(14)	24-65/28-62	.369/.452	9-26/10-24	.346/.417	8-14/13-16	.571/.813	29/50 (21)	14/14	6/15	9/3	6/3	19/16
Oakland	31/50	33/42	64-92	(28)	27-63/32-63	.429/.508	5-13/11-26	.385/.423	5-7/17-20	.714/.850	35/36 (1)	14/21	19/13	2/4	6/12	19/16
Michigan State	33/34	43/46	76-80	(4)	25-65/24-54	.385/.444	8-18/7-20	.444/.350	18-21/25-34	.857/.735	38/37 +1	13/19	10/10	4/8	4/4	25/19
Oklahoma	27/43	39/49	66-92	(26)	25-57/33-64	.439/.516	10-24/11-23	.417/.478	6-12/15-16	.500/.938	29/37 (8)	12/19	20/13	1/3	6/16	11/12
JOHN BROWN	49/30	46/33	95-63	+32	40-65/23-59	.615/.390	15-25/12-31	.600/.387	0-4/5-7	.000/.714	37/27 +10	21/12	8/13	1/2	7/4	9/11
Missouri State	40/42	36/44	76-86	(10)	28-61/33-74	.459/.446	9-24/7-21	.375/.333	11-13/13-28	.846/.464	31/46 (15)	15/14	11/4	3/4	1/4	24/19
Creighton	38/45	27/21	65-66	(1)	26-59/28-58	.441/.483	6-19/7-19	.316/.368	7-10/3-9	.700/.333	40/30 +10	14/17	13/10	2/3	6/5	15/7
LITTLE ROCK	27/21	36/27	63-48	+15	21-56/20-58	.375/.345	7-19/0-15	.368/.000	14-18/8-11	.778/.727	39/39 -	13/8	13/15	3/7	11/11	9/15
RICHMOND	42/41	45/31	87-72	+15	26-55/27-66	.473/.409	7-20/2-23	.350/.087	28-40/16-22	.700/.727	38/38 -	16/18	11/14	4/1	7/7	20/27
Denver	28/40	45/37	73-77	(4)	26-62/29-63	.419/.460	7-25/6-12	.280/.500	14-20/13-22	.700/.591	37/40 (3)	14/19	9/10	3/0	3/5	22/22
Fort Wayne	39/56	52/46	91-102	(11)	32-65/38-72	.492/.528	8-21/20-35	.381/.571	19-22/6-9	.864/.667	37/34 +3	17/24	18/13	2/7	4/10	17/20
Western Illinois	33/34	38/52	71-86	(15)	27-64/31-63	.422/.492	5-19/12-25	.263/.480	12-18/12-16	.667/.750	35/39 (4)	12/16	6/6	2/3	1/2	17/14
SOUTH DAKOTA ST.	50/49	44/39	94-88	+6	32-64/34-65	.500/.523	7-22/12-32	.318/.375	23-24/8-12	.958/.667	33/32 +1	23/20	7/12	1/0	5/4	15/15



**ORU Basketball**  
 Oral Roberts Season/Career Statistics (as of Jan 12, 2017)  
**All games**



## SEASON STATISTICS

## CAREER STATISTICS

SUMMARY	gp-gs	min/g	fg%	3fg%	ft%	r/g	a/g	stl	blk	pts/g	gp-gs	min/g	fg%	3fg%	ft%	r/g	a/g	stl	blk	pts/g
Owens, Albert	18-18	30.3	.490	.273	.662	5.7	0.8	8	18	15.8	83-49	20.3	.455	.217	.625	4.1	0.5	25	91	8.7
Martin, Kris	16-16	31.2	.434	.427	.707	3.5	2.3	21	6	14.3	47-30	24.4	.418	.382	.695	2.9	1.6	37	18	9.9
Bradley, Jalen	18-18	33.9	.411	.324	.906	3.2	4.3	26	1	14.0	49-38	28.4	.420	.364	.844	2.8	2.8	54	2	10.5
Nzekwesi, Emmanuel	18-18	25.5	.435	.300	.656	6.9	1.3	10	7	9.6	18-18	25.5	.435	.300	.656	6.9	1.3	10	7	9.6
Anderson, Aaron	13-13	28.0	.455	.333	.789	5.6	3.9	13	1	7.4	43-32	24.3	.452	.362	.780	3.9	2.9	28	2	5.2
Young, Aaron	17-6	23.4	.383	.354	.893	1.6	1.0	11	2	6.1	79-44	21.4	.453	.426	.798	1.3	1.5	43	3	5.9
Miller, Chris	18-0	12.4	.457	.000	.667	2.8	0.2	0	4	4.0	18-0	12.4	.457	.000	.667	2.8	0.2	0	4	4.0
Harris, Jontray	17-0	9.9	.463	.345	.471	1.6	0.4	2	1	3.3	17-0	9.9	.463	.345	.471	1.6	0.4	2	1	3.3
Harris, Darian	16-1	16.6	.400	.455	.833	2.7	1.7	4	3	2.8	71-13	12.5	.347	.350	.611	2.0	1.0	31	9	2.3
McDaniel, Dezmond	10-0	8.5	.235	.400	.500	0.9	0.9	3	0	1.1	10-0	8.5	.235	.400	.500	0.9	0.9	3	0	1.1
Gilliam, Isaac	2-0	4.0	.250	.000	.000	0.0	0.0	1	0	1.0	5-0	3.6	.200	.000	.500	0.4	0.0	1	0	1.2

SCORING	fg-fga	fg%	3fg-fga	3fg%	ft-fa	ft%	pts	pts/g	fg-fga	fg%	3fg-fga	3fg%	ft-fa	ft%	pts	pts/g
Owens, Albert	117-239	.490	3-11	.273	47-71	.662	284	15.8	291-640	.455	5-23	.217	135-216	.625	722	8.7
Martin, Kris	76-175	.434	47-110	.427	29-41	.707	228	14.3	158-378	.418	84-220	.382	66-95	.695	466	9.9
Bradley, Jalen	90-219	.411	24-74	.324	48-53	.906	252	14.0	185-441	.420	63-173	.364	81-96	.844	514	10.5
Nzekwesi, Emmanuel	70-161	.435	12-40	.300	21-32	.656	173	9.6	70-161	.435	12-40	.300	21-32	.656	173	9.6
Anderson, Aaron	30-66	.455	6-18	.333	30-38	.789	96	7.4	71-157	.452	17-47	.362	64-82	.780	223	5.2
Young, Aaron	31-81	.383	17-48	.354	25-28	.893	104	6.1	149-329	.453	78-183	.426	87-109	.798	463	5.9
Miller, Chris	32-70	.457	0-0	.000	8-12	.667	72	4.0	32-70	.457	0-0	.000	8-12	.667	72	4.0
Harris, Jontray	19-41	.463	10-29	.345	8-17	.471	56	3.3	19-41	.463	10-29	.345	8-17	.471	56	3.3
Harris, Darian	12-30	.400	10-22	.455	10-12	.833	44	2.8	50-144	.347	42-120	.350	22-36	.611	164	2.3
McDaniel, Dezmond	4-17	.235	2-5	.400	1-2	.500	11	1.1	4-17	.235	2-5	.400	1-2	.500	11	1.1
Gilliam, Isaac	1-4	.250	0-3	.000	0-0	.000	2	1.0	2-10	.200	0-6	.000	2-4	.500	6	1.2

TOTALS	o-reb	d-reb	t-reb	pf	fo	ast	to	a/to	o-reb	d-reb	t-reb	pf	fo	ast	to	a/to
Owens, Albert	42	61	103	37	0	14	38	0.4	115	225	340	140	2	40	91	0.4
Martin, Kris	5	51	56	43	1	36	33	1.1	13	124	137	71	1	74	72	1.0
Bradley, Jalen	8	50	58	16	0	77	27	2.9	30	108	138	55	1	138	61	2.3
Nzekwesi, Emmanuel	37	87	124	43	1	23	32	0.7	37	87	124	43	1	23	32	0.7
Anderson, Aaron	23	50	73	30	3	51	26	2.0	44	124	168	100	5	123	80	1.5
Young, Aaron	5	23	28	45	2	17	14	1.2	15	88	103	143	2	121	72	1.7
Miller, Chris	21	30	51	51	2	3	29	0.1	21	30	51	51	2	3	29	0.1
Harris, Jontray	4	23	27	12	0	7	7	1.0	4	23	27	12	0	7	7	1.0
Harris, Darian	4	39	43	24	0	27	11	2.5	22	118	140	78	1	69	41	1.7
McDaniel, Dezmond	0	9	9	3	0	9	3	3.0	0	9	9	3	0	9	3	3.0
Gilliam, Isaac	0	0	0	0	0	0	3	0.0	0	2	2	2	0	0	4	0.0



## What's Back in 2016-17

Category	Percentage Returning
Games Started	62.5 (97 of 155)
Min . Played	628 (3915 of 6,225)
Points	52.9 (1,47 of 2,356)
Field Goals Made	53.8 (448 of 832)
3-Pt . FGs Made	67.0 (130 of 194)
Free Throws Made	44.3 (221 of 498)
Rebounds	51.3 (565 of 1,101)
Assists	69.1 (265 of 383)
Steals	60.4 (98 of 162)
Blocks	62.4 (83 of 133)

## Returning Leaders

Points per Game	Owens (9.9)
Field Goals Made	Owens (119)
Field Goal Pct .	White (.482)
3-Pt . FGs Made	Bradley (39)
3-Pt Pct .	Young (.457)
Free Throws Made	Owens (69)
Free Throw Pct .	Young (.794)
Rebounds Per Game	Owens (5.0)
Assists Per Game	Anderson (2.4)
Blocks Per Game	Owens (1.5)
Steals Per Game	Bradley (0.9)

## Squad Breakdown

Starters Returning (3)	Anderson, Bradley, Owens
Starters Lost (2)	Conley, Emegano
Others Returning (5)	D. Harris, Gilliam, Martin, White, Young
Newcomers (7)	J. Harris, Manek, McDaniel, Miller*, Nzekwesi*, Smith, Sutton
Freshmen (6)	Manek, McDaniel, Miller, Nzekwesi, Smith, Sutton
Sophomores (3)	J. Harris, Martin, White
Juniors (2)	D. Harris, Owens
Seniors (4)	Anderson, Bradley, Gilliam, Young

\*Sat out the 2015-16 season



### Wins By Summit League Schools Since 2001 (Entering 2016-17)

<b>ORAL ROBERTS</b> <sup>1</sup>	<b>297</b>
North Dakota State <sup>2</sup>	276
South Dakota <sup>3</sup>	275
South Dakota State <sup>2</sup>	275
Omaha <sup>4</sup>	268
IUPUI	241
Denver <sup>5</sup>	225
Fort Wayne <sup>2</sup>	198
Western Illinois	156

1- Played in the Southland for two seasons (2012-13, 2013-14)

2 - Joined the Summit League in 2007      3 - Joined the Summit League in 2011

4 - Joined the Summit League in 2012

## 2016-17 ORU ROSTER

No.	Name	Pos.	Ht.	Wt.	Cl.	Hometown (High School/Previous School)
0	Aaron Young	G	5-11	170	Sr.	Edmond, Okla. (Memorial HS/Eastern Oklahoma State)
1	Kris Martin	G	6-6	186	So.	Frisco, Texas (Kimball HS)
3	Jontray Harris	G	6-4	180	R-So.	Austin, Texas (Reagan HS/Hesston College)
10	Jalen Bradley	G	6-1	180	Sr.	Norfolk, Neb. (Norfolk HS/Northeast Community College)
12	Isaac Gilliam	G	6-2	190	Sr.	Dripping Springs, Texas (Dripping Springs HS/Northwestern St. Paul)
13	Aaron Anderson	G	6-3	200	R-Sr.	Edmond, Okla. (Santa Fe HS/Central Oklahoma)
20	Spencer Sutton	G	6-4	215	Fr.	Tulsa, Okla. (Holland Hall HS)
23	Emmanuel Nzekwesi	F	6-8	230	Fr.	Trophy Club, Texas (Byron Nelson HS)
25	Javan White	F	6-10	230	So.	Ames, Iowa (Ames HS)
30	Dezmond McDaniel	G	5-11	173	Fr.	Kansas City, Mo. (Archbishop O'Hara HS)
32	Kellen Manek	F	6-7	227	Fr.	Harrah, Okla. (Harrah HS)
33	Darian Harris	G	6-6	198	R-Jr.	Springdale, Ark. (Shiloh Christian HS/Creighton)
35	RJ Smith	G	6-5	215	Fr.	Olathe, Kan. (Olathe North HS)
44	Albert Owens	C	6-9	262	Jr.	Dallas, Texas (Trinity Christian HS)
52	Chris Miller	F	6-8	261	Fr.	Tulsa, Okla. (Booker T. Washington HS)

Head Coach: Scott Sutton

Asst. Coaches: Sean Sutton

Marc Stricker

Rodney Perry

Director of Operations: Steve Upshaw

Video Coordinator: Patrick Reside

Athletic Trainer: John Joslin

Managers: Brittany Allen

Managers: Brittany Allen  
Harrison Guenzler

Luke Smith

Jonathan VanKeulen

Charleston Danclovic

KeShawn Jones

Jesus Valdez

Duncan White

## PRONUNCIATION GUIDE

3	Jontray Harris	=	JOHN-tray
10	Jalen Bradley	=	JAY-lynn
12	Isaac Gilliam	=	GILL-yum
23	Emmanuel Nzekwesi	=	nez-uh-KWAY-zee
25	Javan White	=	JAY-vuhn
32	Kellen Manek	=	MAN-eck



## RETURNERS

## SEASON HIGHS





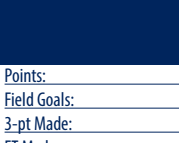
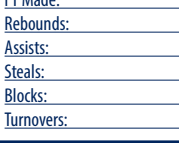

## CAREER HIGHS

#0		Points: 16, at Fort Wayne (12/31/16)	Points: 29, at Denver (1/6/16)
		Field Goals: 4, vs. Tulsa (11/28/16), at Fort Wayne (12/31/16)	Field Goals: 8 (2x), Most recently at Denver (1/6/16)
#1		3-pt Made: 4, vs. Tulsa (11/28/16)	3-pt Made: 8, at Denver (1/6/16)
		FT Made: 6, vs. Richmond (12/23/16)	FT Made: 6, at Loyola (3/23/15), vs. Richmond (12/23/16)
#10		Rebounds: 3 (4x), Most recently at Western Illinois (1/7/17)	Rebounds: 4 (4x), Most recently at IUPUI (1/14/16)
		Assists: 3, vs. Tulsa (11/28/16), at Michigan State (12/3/16)	Assists: 8 vs. Western Illinois (2/13/15)
#12		Steals: 4, vs. Rogers State (11/14/16)	Steals: 4, vs. Rogers State (11/14/16)
		Points: 35, at Missouri State (12/14/16)	Points: 35, at Missouri State (12/14/16)
#13		Field Goals: 13, at Missouri State (12/14/16)	Field Goals: 13, at Missouri State (12/14/16)
		3-pt Made: 7, at Missouri State (12/14/16)	3-pt Made: 7, at Missouri State (12/14/16)
#25		FT Made: 9, vs. Richmond (12/23/16)	FT Made: 10, vs. South Dakota State (1/21/16)
		Rebounds: 9, vs. Little Rock (12/19/16)	Rebounds: 9, vs. Little Rock (12/19/16)
#33		Assists: 5, vs. John Brown (12/10/16), vs. South Dakota State (1/12/17)	Assists: 5, vs. John Brown (12/10/16), vs. South Dakota State (1/12/17)
		Steals: 3, vs. John Brown (12/10/16), vs. Richmond (12/23/16)	Steals: 3, vs. Tabor (11/25/15), vs. John Brown (12/10/16)
#44		Points: 28, at Fort Wayne (12/31/16)	Points: 28, at Fort Wayne (12/31/16)
		Field Goals: 10, at Fort Wayne (12/31/16)	Field Goals: 10, at Fort Wayne (12/31/16)
#23		3-pt Made: 4, at Fort Wayne (12/31/16)	3-pt Made: 5, vs. Detroit (11/28/15)
		FT Made: 7, at Michigan State (12/3/16)	FT Made: 7, at Michigan State (12/3/16)
#30		Rebounds: 7, at Fort Wayne (12/31/16)	Rebounds: 7, at Fort Wayne (12/31/16)
		Assists: 7, vs. Tulsa (11/28/16), at Oakland (12/1/16)	Assists: 7 (3x), Most recently at Oakland (12/1/16)
#52		Steals: 3 (3x), Most recently at Oklahoma (12/7/16)	Steals: 3 (5x), Most recently at Oklahoma (12/7/16)
		Points: 2, vs. John Brown (12/10/16)	Points: 2, vs. Tabor (11/25/15), vs. John Brown (12/10/16)
#53		Field Goals: 1, vs. John Brown (12/10/16)	Field Goals: 1, vs. Tabor (11/25/15), vs. John Brown (12/10/16)
		3-pt Made: N/A	3-pt Made: N/A
#54		FT Made: N/A	FT Made: 1 (2x), Most recently vs. John Brown (12/9/15)
		Rebounds: N/A	Rebounds: 1 (2x), Most recently vs. John Brown (12/9/15)
#55		Assists: N/A	Assists: 1, vs. John Brown (12/9/15)
		Steals: 1, vs. Rogers State (11/14/16)	Steals: 1, vs. Rogers State (11/14/16)
#56		Points: 13, at Western Illinois (1/7/17)	Points: 13, vs. Tabor (11/25/15), at Western Illinois (1/7/17)
		Field Goals: 4 (4x), Most recently vs. South Dakota State (1/12/17)	Field Goals: 4 (6x), Most recently vs. South Dakota State (1/12/17)
#57		3-pt Made: 2, vs. Little Rock (12/19/16)	3-pt Made: 2, vs. IPFW (1/28/16), vs. Little Rock (12/19/16)
		FT Made: 5, at Baylor (11/11/16), at Western Illinois (1/7/17)	FT Made: 5 (4x), Most recently at Western Illinois (1/7/17)
#58		Rebounds: 9, vs. Rogers State (11/14/16)	Rebounds: 9 (2x), Most recently vs. Rogers State (11/14/16)
		Assists: 7, at Fort Wayne (12/31/16), vs. South Dakota State (1/12/17)	Assists: 7, at Fort Wayne (12/31/16), vs. South Dakota State (1/12/17)
#59		Steals: 4, vs. Rogers State (11/14/16)	Steals: 4, vs. Rogers State (11/14/16)
		Points: 16, vs. South Dakota State (1/21/16)	Points: 16, vs. South Dakota State (1/21/16)
#60		Field Goals: 7, vs. South Dakota State (1/21/16)	Field Goals: 7, vs. South Dakota State (1/21/16)
		FT Made: 3, at Omaha (2/26/16)	FT Made: 3, at Omaha (2/26/16)
#61		Rebounds: 10, at North Dakota State (2/4/16)	Rebounds: 10, at North Dakota State (2/4/16)
		Assists: 4, vs. John Brown (12/9/15)	Assists: 4, vs. John Brown (12/9/15)
#62		Steals: 2, vs. Omaha (1/23/16)	Steals: 2, vs. Omaha (1/23/16)
		Blocks: 3 (3x), Most recently at South Dakota (2/16/16)	Blocks: 3 (3x), Most recently at South Dakota (2/16/16)
#63		Points: 11, at Denver (1/6/16)	Points: 11, at Denver (1/6/16)
		Field Goals: 4, at Denver (1/6/16)	Field Goals: 4, at Denver (1/6/16)
#64		3-pt Made: 3 (4x), Most recently vs. Tabor (11/25/15)	3-pt Made: 3 (4x), Most recently vs. Tabor (11/25/15)
		FT Made: 5, vs. Little Rock (12/19/16)	FT Made: 5, vs. Little Rock (12/19/16)
#65		Rebounds: 10, vs. IPFW (1/28/16)	Rebounds: 10, vs. IPFW (1/28/16)
		Assists: 5, vs. Richmond (12/23/16)	Assists: 5, vs. Richmond (12/23/16)
#66		Steals: 3 (3x), Most recently at Denver (1/6/16)	Steals: 3 (3x), Most recently at Denver (1/6/16)
		Points: 26, at Fort Wayne (12/31/16)	Points: 26, at Fort Wayne (12/31/16)
#67		Field Goals: 10 (4x), Most Recently vs. South Dakota State (1/12/17)	Field Goals: 10 (4x), Most Recently vs. South Dakota State (1/12/17)
		FT Made: 8, vs. Ole Miss (11/18/16)	FT Made: 8, vs. Ole Miss (11/18/16)
#68		Rebounds: 9, vs. Tulsa (11/28/16), vs. South Dakota State (1/12/17)	Rebounds: 9 (5x), Most recently vs. South Dakota State (1/12/17)
		Assists: 3, vs. Ole Miss (11/18/16)	Assists: 3 (3x), Most recently vs. Ole Miss (11/18/16)
#69		Steals: 2 (3x), Most recently at Creighton (12/17/16)	Steals: 2 (6x), Most recently at Creighton (12/17/16)
		Blocks: 3, vs. Tulsa (11/28/16)	Blocks: 5, vs. Western Illinois (2/13/16)

## NEWCOMERS

## SEASON HIGHS

## SEASON HIGHS

#3		Points: 11, vs. John Brown (12/10/16)	Points: 21, at Michigan State (12/3/16)
		Field Goals: 4, vs. John Brown (12/10/16)	Field Goals: 8, vs. Ole Miss (11/18/16)
#23		3-pt Made: 3, vs. John Brown (12/10/16)	3-pt Made: 2 (3x), Most recently at Western Illinois (1/7/17)
		FT Made: 4, vs. Montana (11/21/16)	FT Made: 5, at Michigan State (12/3/16)
#30		Rebounds: 5, vs. John Brown (12/10/16)	Rebounds: 17, vs. Rogers State (11/14/16)
		Assists: 1 (7x), Most recently at Missouri State (12/14/16)	Assists: 3 (3x), Most recently vs. John Brown (12/10/16)
#52		Steals: 2, vs. Montana (11/21/16)	Steals: 2, at Oakland (12/1/16)
		Points: 6, at Oakland (12/1/16)	Points: 12, vs. John Brown (12/10/16)
#53		Field Goals: 2, at Oakland (12/1/16)	Field Goals: 6, vs. John Brown (12/10/16)
		3-pt Made: 2, at Oakland (12/1/16)	3-pt Made: 3, vs. Loyola (11/19/16)
#54		FT Made: 1, vs. Montana (11/21/16)	FT Made: 6, at Baylor (11/11/16), at Oklahoma (12/7/16)
		Rebounds: 2, at Oakland (12/1/16), vs. John Brown (12/10/16)	Rebounds: 1 (3x), Most recently vs. Little Rock (12/19/16)
#55		Assists: 2 (4x), Most recently vs. John Brown (12/10/16)	Assists: N/A
		Steals: 2, vs. John Brown (12/10/16)	Steals: 2, vs. Tulsa (11/28/16)
#56		Points: 95, vs. John Brown (12/10/16)	Points: 47, vs. Montana (11/21/16)
		Field Goals: 40, vs. John Brown (12/10/16)	Field Goals: 18, vs. Montana (11/21/16)
#57		3-pt Made: 15, vs. John Brown (12/10/16)	3-pt Made: 2, vs. Montana (11/21/16)
		FT Made: 28, vs. Richmond (12/23/16)	FT Made: 0, vs. John Brown (12/10/16)
#58		Rebounds: 43, vs. Rogers State (11/14/16)	Rebounds: 29 (3x), Most recently at Oklahoma (12/7/16)
		Assists: 23, vs. South Dakota State (1/12/17)	Assists: 8, vs. Loyola (11/19/16)
#59		Steals: 11, vs. Rogers State (11/14/16), vs. Little Rock (12/19/16)	Steals: 1 (3x), Most recently at Western Illinois (1/7/17)
		Blocks: 9, vs. Tulsa (11/28/16)	Blocks: 0 (2x), Most Recently vs. Rogers State (11/14/16)
#60		Turnovers: 20, at Oklahoma (12/7/16)	Turnovers: 6, vs. Tulsa (11/28/16), at Western Illinois (1/7/17)

## TEAM

## SEASON HIGHS

## SEASON LOWS

Points:	95, vs. John Brown (12/10/16)	Points:	47, vs. Montana (11/21/16)
Field Goals:	40, vs. John Brown (12/10/16)	Field Goals:	18, vs. Montana (11/21/16)
3-pt Made:	15, vs. John Brown (12/10/16)	3-pt Made:	2, vs. Montana (11/21/16)
FT Made:	28, vs. Richmond (12/23/16)	FT Made:	0, vs. John Brown (12/10/16)
Rebounds:	43, vs. Rogers State (11/14/16)	Rebounds:	29 (3x), Most recently at Oklahoma (12/7/16)
Assists:	23, vs. South Dakota State (1/12/17)	Assists:	8, vs. Loyola (11/19/16)
Steals:	11, vs. Rogers State (11/14/16), vs. Little Rock (12/19/16)	Steals:	1 (3x), Most recently at Western Illinois (1/7/17)
Blocks:	9, vs. Tulsa (11/28/16)	Blocks:	0 (2x), Most Recently vs. Rogers State (11/14/16)
Turnovers:	20, at Oklahoma (12/7/16)	Turnovers:	6, vs. Tulsa (11/28/16), at Western Illinois (1/7/17)